

University of Dubuque Theological Seminary

Graduating Student Questionnaire

2023 - 2024 Profile of Participants

Based on 1 Respondents

As of June, 24 2024

CONFIDENTIAL INFORMATION



The Association of Theological Schools
The Commission on Accrediting

Table of Contents

NOTES	Notes
TABLE 1 CHART 1	Percent of Participants by Degree Program, Marital Status, and Gender Participants by Gender and Degree Program
TABLE 2 CHART 2	Year Began Program and Academic Leave Year Began Program
TABLE 3 CHART 3	Participants by Racial/Ethnic Identity and Status Participants by Racial/Ethnic Identity
TABLE 4 CHART 4	Age Range and Gender Age Range and Gender
TABLE 5 CHART 5	Age Range and Racial/Ethnic Identity Age Range and Racial/Ethnic Identity
TABLE 6 CHART 6	Number of Dependents by Gender and Marital Status Number of Dependents by Gender and Marital Status
TABLE 7-A CHART 7-A	Educational Debt Brought by All Students Educational Debt Brought by All Students
TABLE 7-B CHART 7-B	Educational Debt Incurred by All Students Educational Debt Incurred at Seminary for All Students
TABLE 8-A CHART 8-A	Educational Debt Brought by Full-time Students Educational Debt Brought by Full-time Students
TABLE 8-B CHART 8-B	Educational Debt Incurred by Full-Time Students Educational Debt Incurred at Seminary by Full-time Students
TABLE 9	Participation in Income-Based Loan Repayment and Family Student Debt
TABLE 10 CHART 10	Important Sources of Income Supporting Graduate Studies Important Sources of Income Supporting Graduate Studies
TABLE 11 CHART 11	Hours of Work per Week at Paying Jobs Hours of Work per Week at Paying Jobs
TABLE 12	Current Denomination or Religious Tradition
TABLE 13	Educational Contexts
TABLE 14 CHART 14	Measure of Educational Effectiveness and Personal Growth Measure of Educational Effectiveness and Personal Growth

TABLE 15 CHART 15	Educational Effectiveness in Facilitating Skill Areas Educational Effectiveness in Facilitating Skill Areas
TABLE 16	Importance of Areas of Study to Intended Work by Degree Program
TABLE 17 CHART 17	Three Most Important Influences on Educational Experience Three Most Important Influences on Educational Experience
TABLE 18 CHART 18	Importance of Field Education/Internship if Required Importance of Field Education/Internship if Required
TABLE 19 CHART 19	Effectiveness of Field Education in Developing Capacities Effectiveness of Field Education in Developing Capacities
TABLE 20 CHART 20	Level of Satisfaction with School's Services and Academic Resources Level of Satisfaction with School's Services and Academic Resources
TABLE 21 CHART 21	Overall Experience during Theological Program Overall Experience during Theological Program
TABLE 22	Anticipated Work Context
TABLE 23	Position Expected after Graduation for All Students
TABLE 24 CHART 24	Position Expected in Five Years by Degree Program Position Expected in Five Years by Degree Program
TABLE 25	Ordination and Volunteer Ministry Additional Question(s)

(This page intentionally left blank.)

NOTES

GRADUATING STUDENTS, BATCH=All, YEAR=2023 - 2024, TERM=All

SCHOOL: University of Dubuque Theological Seminary

- **Gender:** Those who choose "prefer not to disclose" do not appear in tables/charts that are disaggregated by gender.
- **Race/Ethnicity:** This was a "select all that apply" question. Those who chose more than one answer are listed as "multiracial" in the relevant tables/charts. Their original answers can be found in the raw data.

(This page intentionally left blank.)

TABLE 1: Percent of Enrollment by Degree Program, Marital Status, and Gender

GRADUATING STUDENTS, BATCH=All, YEAR=2023 - 2024, TERM=All

SCHOOL: University of Dubuque Theological Seminary

Degree Program	Single						Married						Total	
	Male		Female		Other		Male		Female		Other			
	#	%	#	%	#	%	#	%	#	%	#	%	#	%
Pre-theology	0	0.0	0	0.0	0	0.0	0	0.0	0	0.0	0	0.0	0	0.0
MDiv	1	100.0	0	0.0	0	0.0	0	0.0	0	0.0	0	0.0	1	100.0
MA Professional (MRE/MCM/MA in pastoral studies, youth ministry, etc.)	0	0.0	0	0.0	0	0.0	0	0.0	0	0.0	0	0.0	0	0.0
MA Academic (e.g. MAR/MTS/MA)	0	0.0	0	0.0	0	0.0	0	0.0	0	0.0	0	0.0	0	0.0
ThM/STM	0	0.0	0	0.0	0	0.0	0	0.0	0	0.0	0	0.0	0	0.0
DMin	0	0.0	0	0.0	0	0.0	0	0.0	0	0.0	0	0.0	0	0.0
PhD/ThD/STD	0	0.0	0	0.0	0	0.0	0	0.0	0	0.0	0	0.0	0	0.0
Doctor of __ (e.g. EdD/DMiss/DMA)	0	0.0	0	0.0	0	0.0	0	0.0	0	0.0	0	0.0	0	0.0
Non-degree special	0	0.0	0	0.0	0	0.0	0	0.0	0	0.0	0	0.0	0	0.0
Diploma/certificate	0	0.0	0	0.0	0	0.0	0	0.0	0	0.0	0	0.0	0	0.0
Other: (Please specify)	0	0.0	0	0.0	0	0.0	0	0.0	0	0.0	0	0.0	0	0.0
TOTAL	1	100.0	0	0.0	0	0.0	0	0.0	0	0.0	0	0.0	1	100.0

Changed degree program while enrolled?	Yes		No	
	#	%	#	%
Pre-theology	0	0.0	0	0.0
MDiv	0	0.0	1	100.0
MA Professional (MRE/MCM/MA in pastoral studies, youth ministry, etc.)	0	0.0	0	0.0
MA Academic (e.g. MAR/MTS/MA)	0	0.0	0	0.0
ThM/STM	0	0.0	0	0.0
DMin	0	0.0	0	0.0
PhD/ThD/STD	0	0.0	0	0.0
Doctor of __ (e.g. EdD/DMiss/DMA)	0	0.0	0	0.0
Non-degree special	0	0.0	0	0.0
Diploma/certificate	0	0.0	0	0.0
Other: (Please specify)	0	0.0	0	0.0
TOTAL	0	0.0	1	100.0

(This page intentionally left blank.)

CHART 1: Participants by Gender and Degree Program

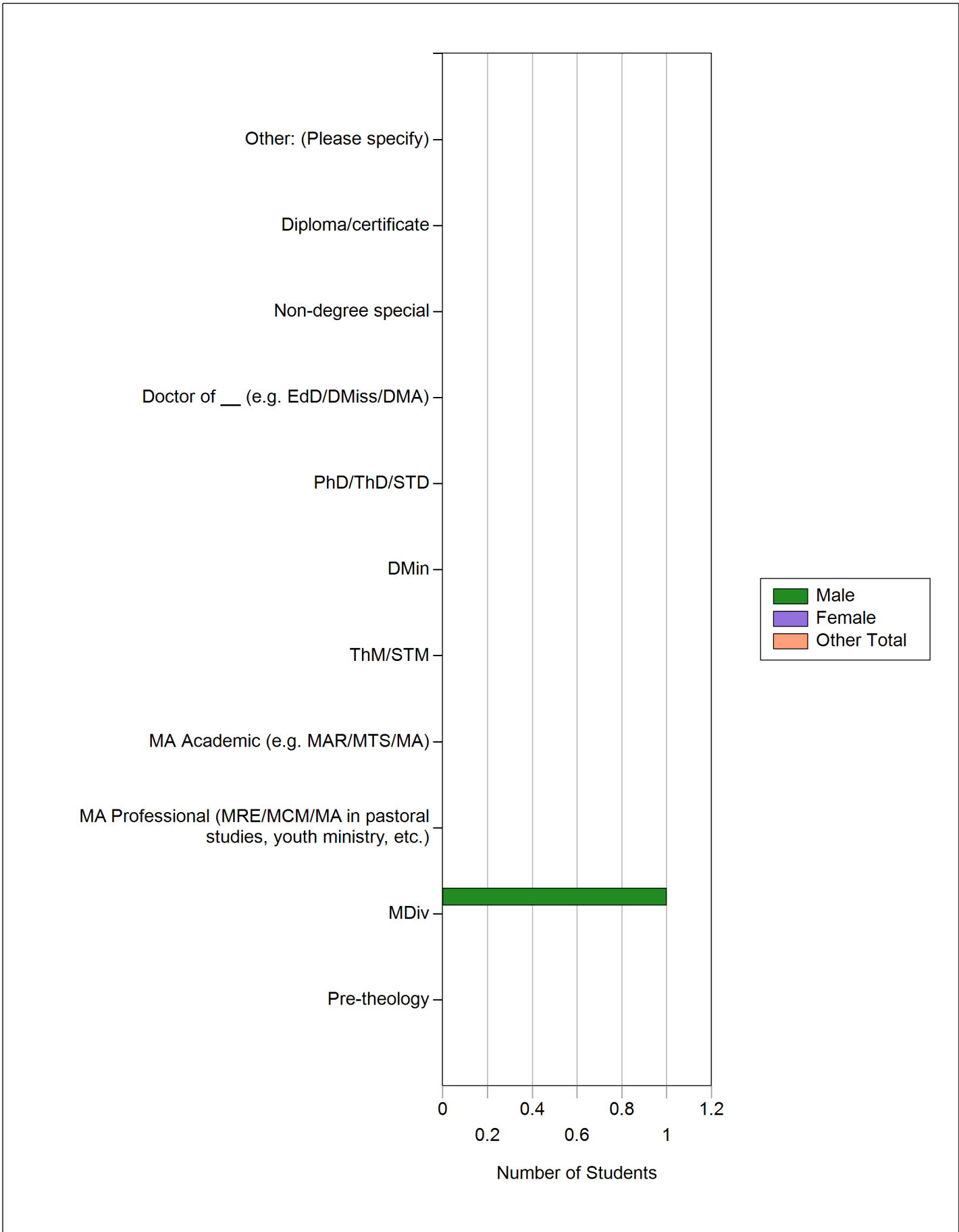


TABLE 2: Year Began Program and Academic Leave

GRADUATING STUDENTS, BATCH=All, YEAR=2023 - 2024, TERM=All

SCHOOL: University of Dubuque Theological Seminary

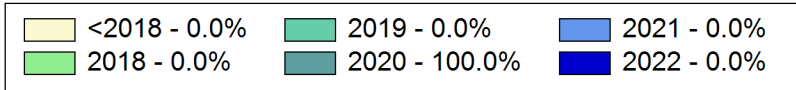
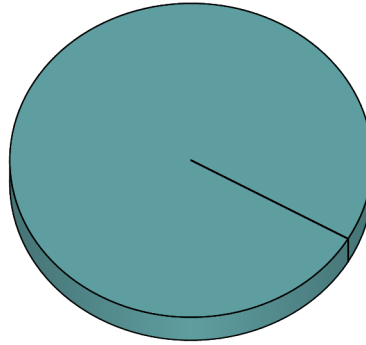
Year Entered	MDiv		Prof MA		Acad MA		Other		Total	
	#	%	#	%	#	%	#	%	#	%
Before 2018	0	0.0	0	0.0	0	0.0	0	0.0	0	0.0
2018	0	0.0	0	0.0	0	0.0	0	0.0	0	0.0
2019	0	0.0	0	0.0	0	0.0	0	0.0	0	0.0
2020	1	100.0	0	0.0	0	0.0	0	0.0	1	100.0
2021	0	0.0	0	0.0	0	0.0	0	0.0	0	0.0
2022	0	0.0	0	0.0	0	0.0	0	0.0	0	0.0
TOTAL	1	100.0	0	0.0	0	0.0	0	0.0	1	100.0

Academic Leave	Total	
	#	%
Academic Leave for a Term or More	0	0.0


Reasons for Academic Leave	Total	
	#	%
Financial	0	0.0
Personal	0	0.0
Other	0	0.0

CHART 2: Year Began Program

MDiv



Prof MA



Acad MA

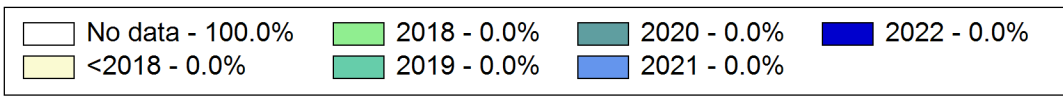


TABLE 3: Participants by Racial/Ethnic Identity and Status

GRADUATING STUDENTS, BATCH=All, YEAR=2023 - 2024, TERM=All

SCHOOL: University of Dubuque Theological Seminary

Degree Program	Asian		Black		Hispanic		Nat Am		White		Multi		Other		Undisc	
	#	%	#	%	#	%	#	%	#	%	#	%	#	%	#	%
Pre-theology	0	0.0	0	0.0	0	0.0	0	0.0	0	0.0	0	0.0	0	0.0	0	0.0
MDiv	0	0.0	0	0.0	0	0.0	0	0.0	1	100.0	0	0.0	0	0.0	0	0.0
MA Professional (MRE/MCM/MA in pastoral studies, youth ministry, etc.)	0	0.0	0	0.0	0	0.0	0	0.0	0	0.0	0	0.0	0	0.0	0	0.0
MA Academic (e.g. MAR/MTS/MA)	0	0.0	0	0.0	0	0.0	0	0.0	0	0.0	0	0.0	0	0.0	0	0.0
ThM/STM	0	0.0	0	0.0	0	0.0	0	0.0	0	0.0	0	0.0	0	0.0	0	0.0
DMin	0	0.0	0	0.0	0	0.0	0	0.0	0	0.0	0	0.0	0	0.0	0	0.0
PhD/ThD/STD	0	0.0	0	0.0	0	0.0	0	0.0	0	0.0	0	0.0	0	0.0	0	0.0
Doctor of ___ (e.g. EdD/DMiss/DMA)	0	0.0	0	0.0	0	0.0	0	0.0	0	0.0	0	0.0	0	0.0	0	0.0
Non-degree special	0	0.0	0	0.0	0	0.0	0	0.0	0	0.0	0	0.0	0	0.0	0	0.0
Diploma/certificate	0	0.0	0	0.0	0	0.0	0	0.0	0	0.0	0	0.0	0	0.0	0	0.0
Other: (Please specify)	0	0.0	0	0.0	0	0.0	0	0.0	0	0.0	0	0.0	0	0.0	0	0.0
TOTAL	0	0.0	0	0.0	0	0.0	0	0.0	1	100.0	0	0.0	0	0.0	0	0.0

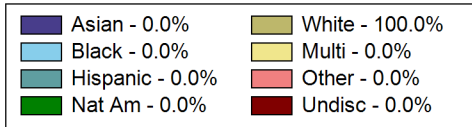
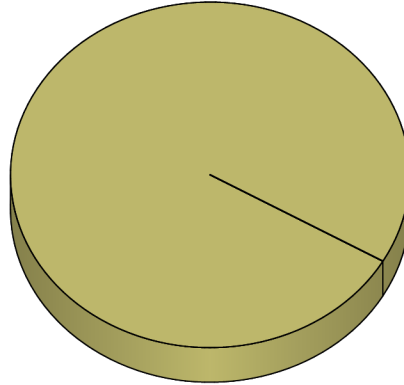
ENROLLMENT BY STATUS		
Status	#	%
A domestic student	1	100.0
An international student	0	0.0
TOTAL	1	100.0

TOTALS FOR TABLE 3		
	#	%
Asian-descent or Pacific Islander	0	0.0
Black, African American, African Canadian	0	0.0
Hispanic, Latino(a), Latin@	0	0.0
Native North American, First Nation, Indigenous	0	0.0
White, Caucasian	1	100.0
Multiracial	0	0.0
Other: (Please specify)	0	0.0
Prefer not to disclose	0	0.0
TOTAL	1	100.0

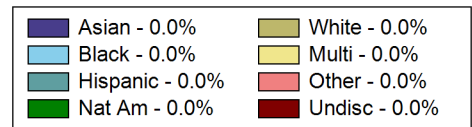
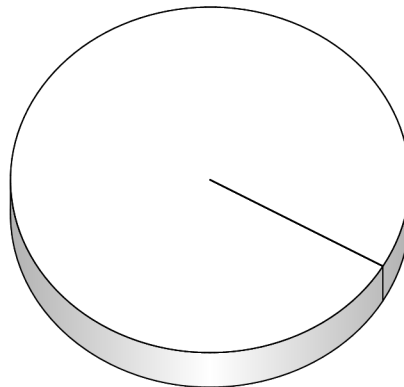
(This page intentionally left blank.)

CHART 3: Participants by Racial/Ethnic Identity

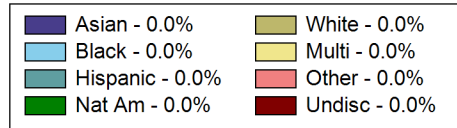
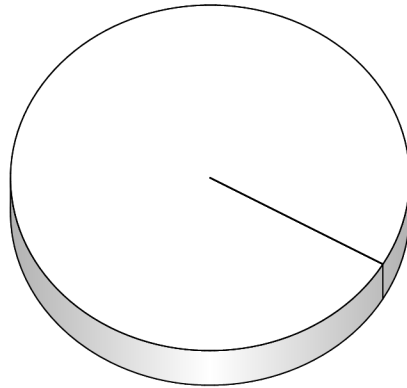
MDiv



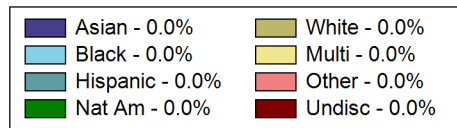
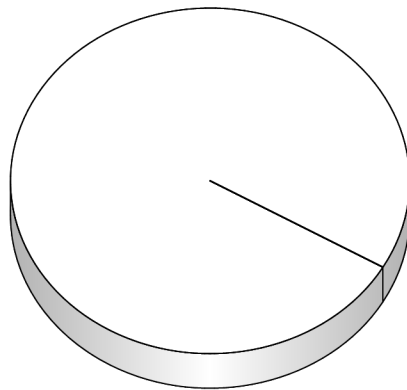
Prof MA



Acad MA



DMin



(This page intentionally left blank.)

TABLE 4: Age Range and Gender

GRADUATING STUDENTS, BATCH=All, YEAR=2023 - 2024, TERM=All
 SCHOOL: University of Dubuque Theological Seminary

MDiv		Male		Female		Other		TOTAL	
Age Range	#	%	#	%	#	%	#	%	
19 or younger	0	0.0	0	0.0	0	0.0	0	0.0	
20-25	0	0.0	0	0.0	0	0.0	0	0.0	
26-30	0	0.0	0	0.0	0	0.0	0	0.0	
31-35	0	0.0	0	0.0	0	0.0	0	0.0	
36-40	1	100.0	0	0.0	0	0.0	1	100.0	
41-45	0	0.0	0	0.0	0	0.0	0	0.0	
46-50	0	0.0	0	0.0	0	0.0	0	0.0	
51-55	0	0.0	0	0.0	0	0.0	0	0.0	
56 or older	0	0.0	0	0.0	0	0.0	0	0.0	
TOTAL	1	100.0	0	0.0	0	0.0	1	100.0	

Prof MA		Male		Female		Other		TOTAL	
Age Range	#	%	#	%	#	%	#	%	
19 or younger	0	0.0	0	0.0	0	0.0	0	0.0	
20-25	0	0.0	0	0.0	0	0.0	0	0.0	
26-30	0	0.0	0	0.0	0	0.0	0	0.0	
31-35	0	0.0	0	0.0	0	0.0	0	0.0	
36-40	0	0.0	0	0.0	0	0.0	0	0.0	
41-45	0	0.0	0	0.0	0	0.0	0	0.0	
46-50	0	0.0	0	0.0	0	0.0	0	0.0	
51-55	0	0.0	0	0.0	0	0.0	0	0.0	
56 or older	0	0.0	0	0.0	0	0.0	0	0.0	
TOTAL	0	0.0	0	0.0	0	0.0	0	0.0	

Acad MA		Male		Female		Other		TOTAL	
Age Range	#	%	#	%	#	%	#	%	
19 or younger	0	0.0	0	0.0	0	0.0	0	0.0	
20-25	0	0.0	0	0.0	0	0.0	0	0.0	
26-30	0	0.0	0	0.0	0	0.0	0	0.0	
31-35	0	0.0	0	0.0	0	0.0	0	0.0	
36-40	0	0.0	0	0.0	0	0.0	0	0.0	
41-45	0	0.0	0	0.0	0	0.0	0	0.0	
46-50	0	0.0	0	0.0	0	0.0	0	0.0	
51-55	0	0.0	0	0.0	0	0.0	0	0.0	
56 or older	0	0.0	0	0.0	0	0.0	0	0.0	
TOTAL	0	0.0	0	0.0	0	0.0	0	0.0	

DMin		Male		Female		Other		TOTAL	
Age Range	#	%	#	%	#	%	#	%	
19 or younger	0	0.0	0	0.0	0	0.0	0	0.0	
20-25	0	0.0	0	0.0	0	0.0	0	0.0	
26-30	0	0.0	0	0.0	0	0.0	0	0.0	
31-35	0	0.0	0	0.0	0	0.0	0	0.0	
36-40	0	0.0	0	0.0	0	0.0	0	0.0	
41-45	0	0.0	0	0.0	0	0.0	0	0.0	
46-50	0	0.0	0	0.0	0	0.0	0	0.0	
51-55	0	0.0	0	0.0	0	0.0	0	0.0	
56 or older	0	0.0	0	0.0	0	0.0	0	0.0	
TOTAL	0	0.0	0	0.0	0	0.0	0	0.0	

All Others		Male		Female		Other		TOTAL	
Age Range	#	%	#	%	#	%	#	%	
19 or younger	0	0.0	0	0.0	0	0.0	0	0.0	
20-25	0	0.0	0	0.0	0	0.0	0	0.0	
26-30	0	0.0	0	0.0	0	0.0	0	0.0	
31-35	0	0.0	0	0.0	0	0.0	0	0.0	
36-40	0	0.0	0	0.0	0	0.0	0	0.0	
41-45	0	0.0	0	0.0	0	0.0	0	0.0	
46-50	0	0.0	0	0.0	0	0.0	0	0.0	
51-55	0	0.0	0	0.0	0	0.0	0	0.0	
56 or older	0	0.0	0	0.0	0	0.0	0	0.0	
TOTAL	0	0.0	0	0.0	0	0.0	0	0.0	

Total		Male		Female		Other		TOTAL	
Age Range	#	%	#	%	#	%	#	%	
19 or younger	0	0.0	0	0.0	0	0.0	0	0.0	
20-25	0	0.0	0	0.0	0	0.0	0	0.0	
26-30	0	0.0	0	0.0	0	0.0	0	0.0	
31-35	0	0.0	0	0.0	0	0.0	0	0.0	
36-40	1	100.0	0	0.0	0	0.0	1	100.0	
41-45	0	0.0	0	0.0	0	0.0	0	0.0	
46-50	0	0.0	0	0.0	0	0.0	0	0.0	
51-55	0	0.0	0	0.0	0	0.0	0	0.0	
56 or older	0	0.0	0	0.0	0	0.0	0	0.0	
TOTAL	1	100.0	0	0.0	0	0.0	1	100.0	

(This page intentionally left blank.)

(This page intentionally left blank.)

TABLE 5: Age Range and Racial/Ethnic Identity

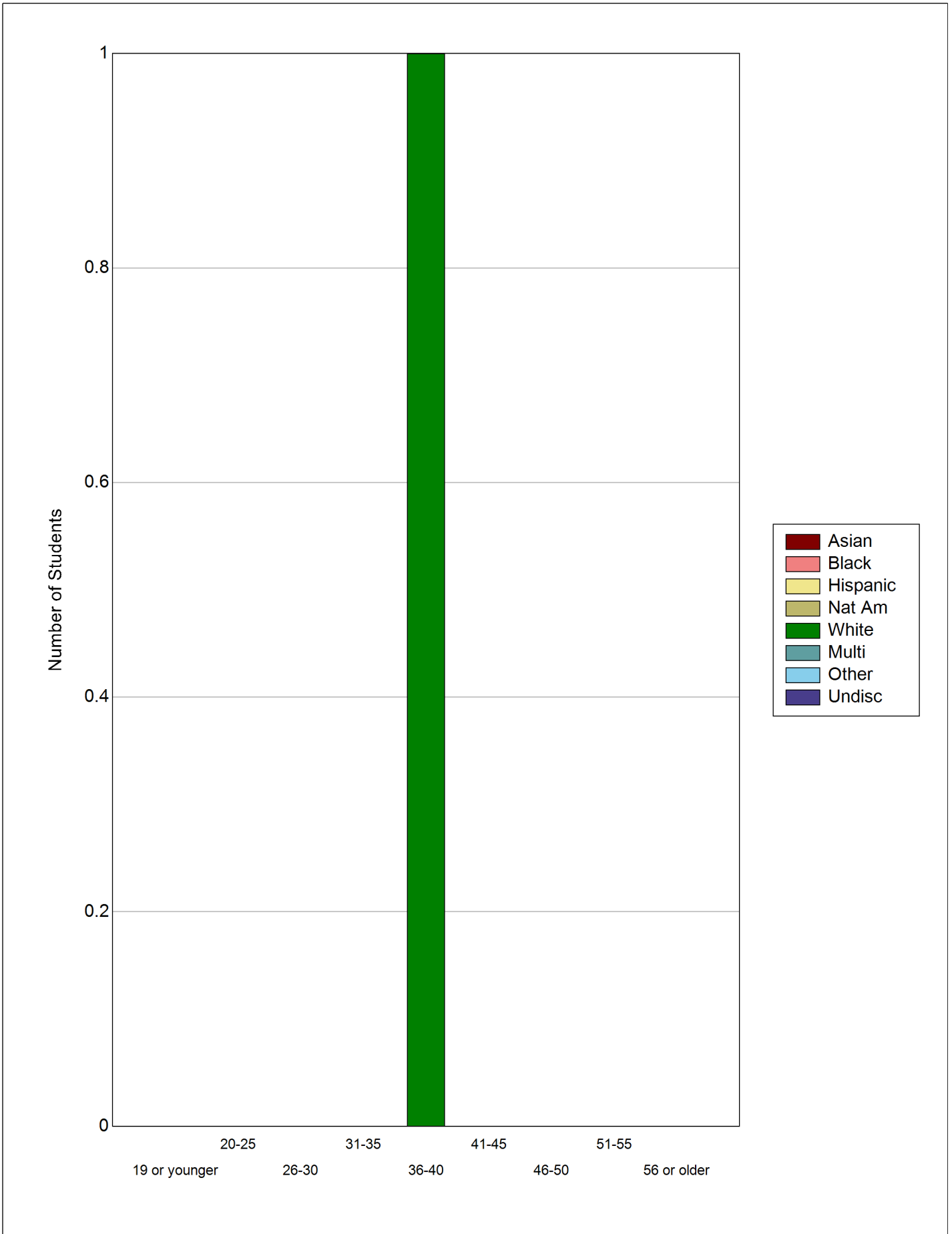
GRADUATING STUDENTS, BATCH=All, YEAR=2023 - 2024, TERM=All

SCHOOL: University of Dubuque Theological Seminary

Age Range	Asian		Black		Hispanic		Nat Am		White		Multi		Other		Undisc	
	#	%	#	%	#	%	#	%	#	%	#	%	#	%	#	%
19 or younger	0	0.0	0	0.0	0	0.0	0	0.0	0	0.0	0	0.0	0	0.0	0	0.0
20-25	0	0.0	0	0.0	0	0.0	0	0.0	0	0.0	0	0.0	0	0.0	0	0.0
26-30	0	0.0	0	0.0	0	0.0	0	0.0	0	0.0	0	0.0	0	0.0	0	0.0
31-35	0	0.0	0	0.0	0	0.0	0	0.0	0	0.0	0	0.0	0	0.0	0	0.0
36-40	0	0.0	0	0.0	0	0.0	0	0.0	1	100.0	0	0.0	0	0.0	0	0.0
41-45	0	0.0	0	0.0	0	0.0	0	0.0	0	0.0	0	0.0	0	0.0	0	0.0
46-50	0	0.0	0	0.0	0	0.0	0	0.0	0	0.0	0	0.0	0	0.0	0	0.0
51-55	0	0.0	0	0.0	0	0.0	0	0.0	0	0.0	0	0.0	0	0.0	0	0.0
56 or older	0	0.0	0	0.0	0	0.0	0	0.0	0	0.0	0	0.0	0	0.0	0	0.0
TOTAL	0	0.0	0	0.0	0	0.0	0	0.0	1	100.0	0	0.0	0	0.0	0	0.0

TOTALS FOR TABLE 5		
Age Range	#	%
19 or younger	0	0.0
20-25	0	0.0
26-30	0	0.0
31-35	0	0.0
36-40	1	100.0
41-45	0	0.0
46-50	0	0.0
51-55	0	0.0
56 or older	0	0.0
TOTAL	1	100.0

CHART 5: Age Range and Racial/Ethnic Identity



No.Hours For Care	Male		Female		Other		Total	
	#	%	#	%	#	%	#	%
Fewer than 10 hours	0	0.0	0	0.0	0	0.0	0	0.0
10-15 hours	0	0.0	0	0.0	0	0.0	0	0.0
16-20 hours	0	0.0	0	0.0	0	0.0	0	0.0
21-30 hours	0	0.0	0	0.0	0	0.0	0	0.0
31-40 hours	0	0.0	0	0.0	0	0.0	0	0.0
More than 40 hours	0	0.0	0	0.0	0	0.0	0	0.0
TOTAL	0	0.0	0	0.0	0	0.0	0	0.0

(This page intentionally left blank.)

CHART 6: Number of Dependents by Gender and Marital Status

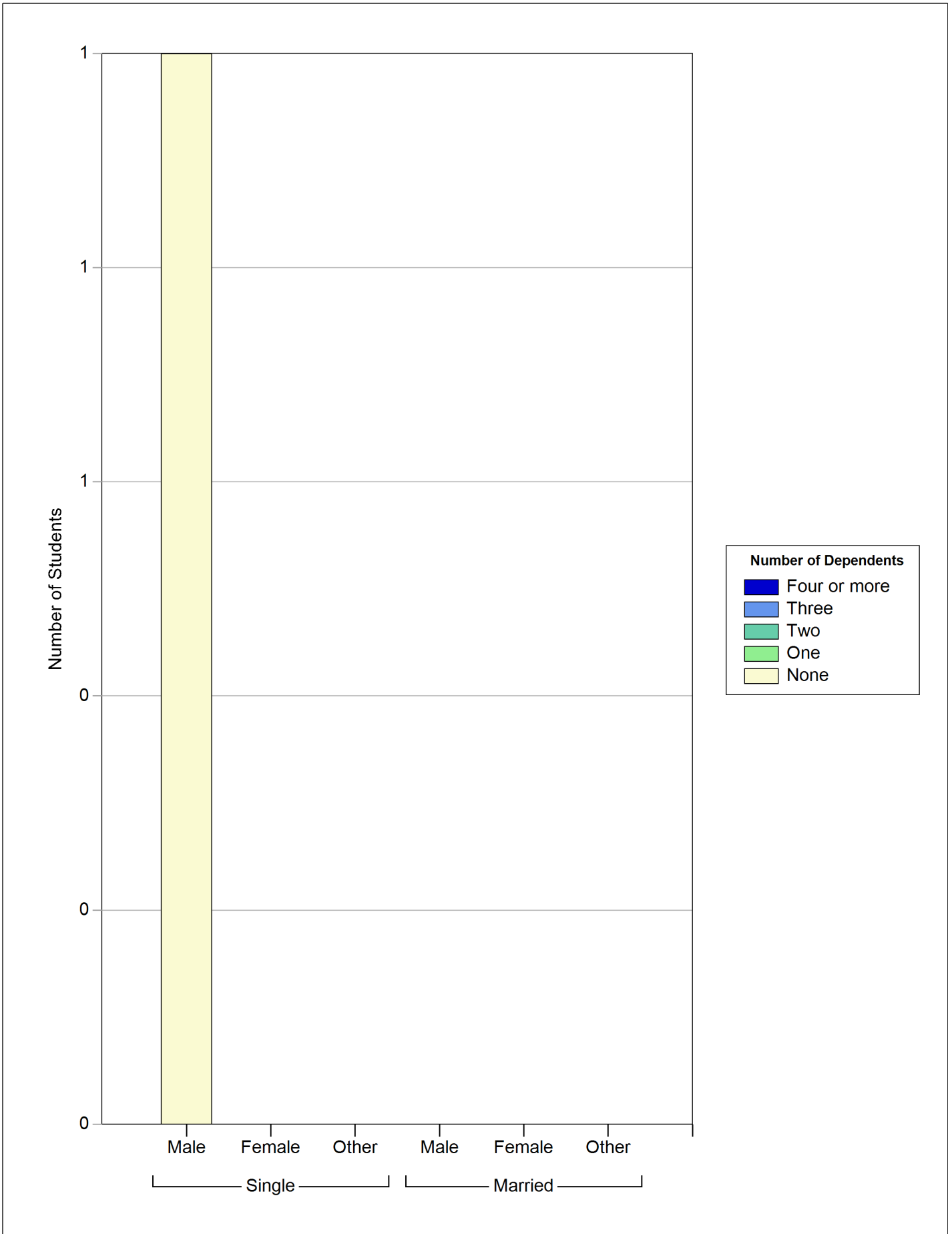


TABLE 7-A: Educational Debt Brought by All Students

GRADUATING STUDENTS, BATCH=All, YEAR=2023 - 2024, TERM=All

SCHOOL: University of Dubuque Theological Seminary

Educational Debt	Asian		Black		Hispanic		Nat Am		White		Multi		Other		Undisc	
	#	%	#	%	#	%	#	%	#	%	#	%	#	%	#	%
None	0	0.0	0	0.0	0	0.0	0	0.0	0	0.0	0	0.0	0	0.0	0	0.0
Less than \$10,000	0	0.0	0	0.0	0	0.0	0	0.0	0	0.0	0	0.0	0	0.0	0	0.0
\$10,000 to \$19,999	0	0.0	0	0.0	0	0.0	0	0.0	0	0.0	0	0.0	0	0.0	0	0.0
\$20,000 to \$29,999	0	0.0	0	0.0	0	0.0	0	0.0	1	100.0	0	0.0	0	0.0	0	0.0
\$30,000 to \$39,999	0	0.0	0	0.0	0	0.0	0	0.0	0	0.0	0	0.0	0	0.0	0	0.0
\$40,000 to \$59,999	0	0.0	0	0.0	0	0.0	0	0.0	0	0.0	0	0.0	0	0.0	0	0.0
\$60,000 to \$79,999	0	0.0	0	0.0	0	0.0	0	0.0	0	0.0	0	0.0	0	0.0	0	0.0
\$80,000 or more	0	0.0	0	0.0	0	0.0	0	0.0	0	0.0	0	0.0	0	0.0	0	0.0
TOTAL	0	0.0	0	0.0	0	0.0	0	0.0	1	100.0	0	0.0	0	0.0	0	0.0

Educational Debt	Male		Female		Other		Total	
	#	%	#	%	#	%	#	%
None	0	0.0	0	0.0	0	0.0	0	0.0
Less than \$10,000	0	0.0	0	0.0	0	0.0	0	0.0
\$10,000 to \$19,999	0	0.0	0	0.0	0	0.0	0	0.0
\$20,000 to \$29,999	1	100.0	0	0.0	0	0.0	1	100.0
\$30,000 to \$39,999	0	0.0	0	0.0	0	0.0	0	0.0
\$40,000 to \$59,999	0	0.0	0	0.0	0	0.0	0	0.0
\$60,000 to \$79,999	0	0.0	0	0.0	0	0.0	0	0.0
\$80,000 or more	0	0.0	0	0.0	0	0.0	0	0.0
TOTAL	1	100.0	0	0.0	0	0.0	1	100.0

TABLE 7-B: Educational Debt Incurred by All Students

GRADUATING STUDENTS, BATCH=All, YEAR=2023 - 2024, TERM=All
 SCHOOL: University of Dubuque Theological Seminary

Educational Debt	MDiv		Prof MA		Acad MA		All Others		Total	
	#	%	#	%	#	%	#	%	#	%
None	0	0.0	0	0.0	0	0.0	0	0.0	0	0.0
Less than \$10,000	0	0.0	0	0.0	0	0.0	0	0.0	0	0.0
\$10,000 to \$19,999	0	0.0	0	0.0	0	0.0	0	0.0	0	0.0
\$20,000 to \$29,999	1	100.0	0	0.0	0	0.0	0	0.0	1	100.0
\$30,000 to \$39,999	0	0.0	0	0.0	0	0.0	0	0.0	0	0.0
\$40,000 to \$59,999	0	0.0	0	0.0	0	0.0	0	0.0	0	0.0
\$60,000 to \$79,999	0	0.0	0	0.0	0	0.0	0	0.0	0	0.0
\$80,000 or more	0	0.0	0	0.0	0	0.0	0	0.0	0	0.0
TOTAL	1	100.0	0	0.0	0	0.0	0	0.0	1	100.0

Educational Debt	Male		Female		Other		Total	
	#	%	#	%	#	%	#	%
None	0	0.0	0	0.0	0	0.0	0	0.0
Less than \$10,000	0	0.0	0	0.0	0	0.0	0	0.0
\$10,000 to \$19,999	0	0.0	0	0.0	0	0.0	0	0.0
\$20,000 to \$29,999	1	100.0	0	0.0	0	0.0	1	100.0
\$30,000 to \$39,999	0	0.0	0	0.0	0	0.0	0	0.0
\$40,000 to \$59,999	0	0.0	0	0.0	0	0.0	0	0.0
\$60,000 to \$79,999	0	0.0	0	0.0	0	0.0	0	0.0
\$80,000 or more	0	0.0	0	0.0	0	0.0	0	0.0
TOTAL	1	100.0	0	0.0	0	0.0	1	100.0

Educational Debt	Asian		Black		Hispanic		Nat Am		White		Multi		Other		Undisc	
	#	%	#	%	#	%	#	%	#	%	#	%	#	%	#	%
None	0	0.0	0	0.0	0	0.0	0	0.0	0	0.0	0	0.0	0	0.0	0	0.0
Less than \$10,000	0	0.0	0	0.0	0	0.0	0	0.0	0	0.0	0	0.0	0	0.0	0	0.0
\$10,000 to \$19,999	0	0.0	0	0.0	0	0.0	0	0.0	0	0.0	0	0.0	0	0.0	0	0.0
\$20,000 to \$29,999	0	0.0	0	0.0	0	0.0	0	0.0	1	100.0	0	0.0	0	0.0	0	0.0
\$30,000 to \$39,999	0	0.0	0	0.0	0	0.0	0	0.0	0	0.0	0	0.0	0	0.0	0	0.0
\$40,000 to \$59,999	0	0.0	0	0.0	0	0.0	0	0.0	0	0.0	0	0.0	0	0.0	0	0.0
\$60,000 to \$79,999	0	0.0	0	0.0	0	0.0	0	0.0	0	0.0	0	0.0	0	0.0	0	0.0
\$80,000 or more	0	0.0	0	0.0	0	0.0	0	0.0	0	0.0	0	0.0	0	0.0	0	0.0
TOTAL	0	0.0	0	0.0	0	0.0	0	0.0	1	100.0	0	0.0	0	0.0	0	0.0

Educational Debt Brought and Incurred																
Educational Debt Incurred	Educational Debt Brought by All Students															
	None		Less Than 10,000		\$10,000 to \$19,999		\$20,000 to \$29,999		\$30,000 to \$39,999		\$40,000 to \$59,999		\$60,000 to \$79,999		\$80,000 or more	
	#	%	#	%	#	%	#	%	#	%	#	%	#	%	#	%
None	0	0.0	0	0.0	0	0.0	0	0.0	0	0.0	0	0.0	0	0.0	0	0.0
Less than \$10,000	0	0.0	0	0.0	0	0.0	0	0.0	0	0.0	0	0.0	0	0.0	0	0.0
\$10,000 to \$19,999	0	0.0	0	0.0	0	0.0	0	0.0	0	0.0	0	0.0	0	0.0	0	0.0
\$20,000 to \$29,999	0	0.0	0	0.0	0	0.0	1	100.0	0	0.0	0	0.0	0	0.0	0	0.0
\$30,000 to \$39,999	0	0.0	0	0.0	0	0.0	0	0.0	0	0.0	0	0.0	0	0.0	0	0.0
\$40,000 to \$59,999	0	0.0	0	0.0	0	0.0	0	0.0	0	0.0	0	0.0	0	0.0	0	0.0
\$60,000 to \$79,999	0	0.0	0	0.0	0	0.0	0	0.0	0	0.0	0	0.0	0	0.0	0	0.0
\$80,000 or more	0	0.0	0	0.0	0	0.0	0	0.0	0	0.0	0	0.0	0	0.0	0	0.0
TOTAL	0	0.0	0	0.0	0	0.0	1	100.0	0	0.0	0	0.0	0	0.0	0	0.0

(This page intentionally left blank.)

CHART 7B: Educational Debt Incurred at Seminary for All Students



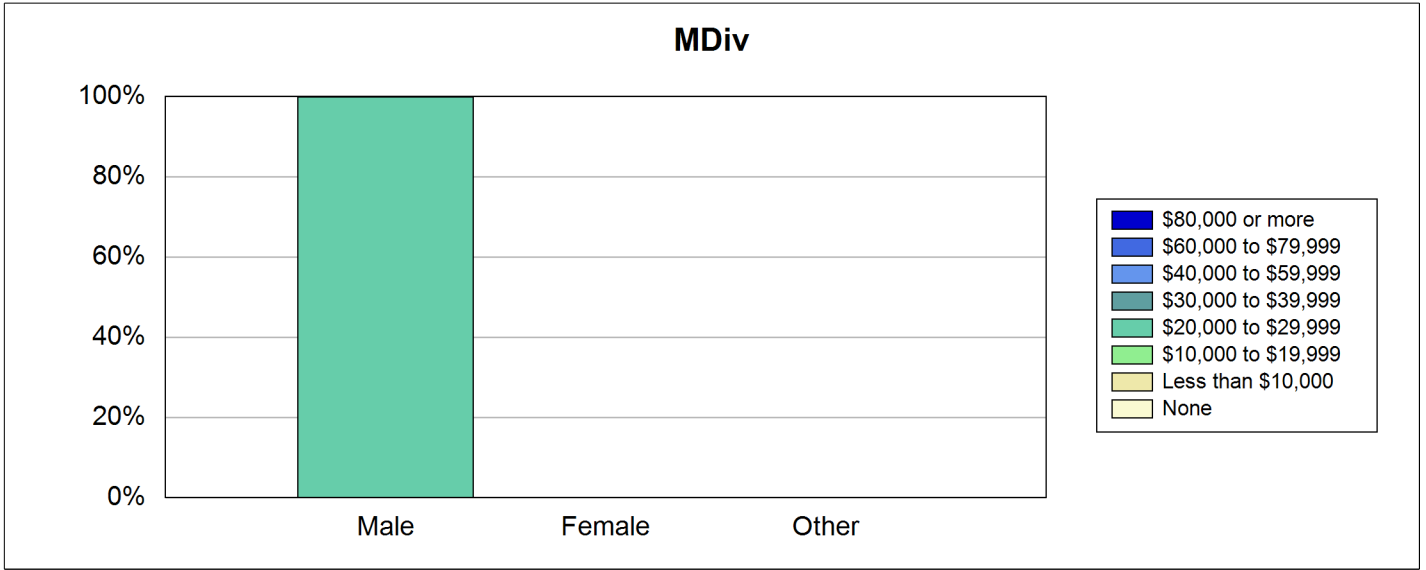


TABLE 8-A: Educational Debt Brought by Full-time Students

GRADUATING STUDENTS, BATCH=All, YEAR=2023 - 2024, TERM=All

SCHOOL: University of Dubuque Theological Seminary

Educational Debt	Asian		Black		Hispanic		Nat Am		White		Multi		Other		Undisc	
	#	%	#	%	#	%	#	%	#	%	#	%	#	%	#	%
None	0	0.0	0	0.0	0	0.0	0	0.0	0	0.0	0	0.0	0	0.0	0	0.0
Less than \$10,000	0	0.0	0	0.0	0	0.0	0	0.0	0	0.0	0	0.0	0	0.0	0	0.0
\$10,000 to \$19,999	0	0.0	0	0.0	0	0.0	0	0.0	0	0.0	0	0.0	0	0.0	0	0.0
\$20,000 to \$29,999	0	0.0	0	0.0	0	0.0	0	0.0	1	100.0	0	0.0	0	0.0	0	0.0
\$30,000 to \$39,999	0	0.0	0	0.0	0	0.0	0	0.0	0	0.0	0	0.0	0	0.0	0	0.0
\$40,000 to \$59,999	0	0.0	0	0.0	0	0.0	0	0.0	0	0.0	0	0.0	0	0.0	0	0.0
\$60,000 to \$79,999	0	0.0	0	0.0	0	0.0	0	0.0	0	0.0	0	0.0	0	0.0	0	0.0
\$80,000 or more	0	0.0	0	0.0	0	0.0	0	0.0	0	0.0	0	0.0	0	0.0	0	0.0
TOTAL	0	0.0	0	0.0	0	0.0	0	0.0	1	100.0	0	0.0	0	0.0	0	0.0

Educational Debt	Male		Female		Other		Total	
	#	%	#	%	#	%	#	%
None	0	0.0	0	0.0	0	0.0	0	0.0
Less than \$10,000	0	0.0	0	0.0	0	0.0	0	0.0
\$10,000 to \$19,999	0	0.0	0	0.0	0	0.0	0	0.0
\$20,000 to \$29,999	1	100.0	0	0.0	0	0.0	1	100.0
\$30,000 to \$39,999	0	0.0	0	0.0	0	0.0	0	0.0
\$40,000 to \$59,999	0	0.0	0	0.0	0	0.0	0	0.0
\$60,000 to \$79,999	0	0.0	0	0.0	0	0.0	0	0.0
\$80,000 or more	0	0.0	0	0.0	0	0.0	0	0.0
TOTAL	1	100.0	0	0.0	0	0.0	1	100.0

TABLE 8-B: Educational Debt Incurred by Full-Time Students

GRADUATING STUDENTS, BATCH=All, YEAR=2023 - 2024, TERM=All

SCHOOL: University of Dubuque Theological Seminary

Educational Debt	MDiv		Prof MA		Acad MA		All Others		Total	
	#	%	#	%	#	%	#	%	#	%
None	0	0.0	0	0.0	0	0.0	0	0.0	0	0.0
Less than \$10,000	0	0.0	0	0.0	0	0.0	0	0.0	0	0.0
\$10,000 to \$19,999	0	0.0	0	0.0	0	0.0	0	0.0	0	0.0
\$20,000 to \$29,999	1	100.0	0	0.0	0	0.0	0	0.0	1	100.0
\$30,000 to \$39,999	0	0.0	0	0.0	0	0.0	0	0.0	0	0.0
\$40,000 to \$59,999	0	0.0	0	0.0	0	0.0	0	0.0	0	0.0
\$60,000 to \$79,999	0	0.0	0	0.0	0	0.0	0	0.0	0	0.0
\$80,000 or more	0	0.0	0	0.0	0	0.0	0	0.0	0	0.0
TOTAL	1	100.0	0	0.0	0	0.0	0	0.0	1	100.0

Educational Debt	Male		Female		Other		Total	
	#	%	#	%	#	%	#	%
None	0	0.0	0	0.0	0	0.0	0	0.0
Less than \$10,000	0	0.0	0	0.0	0	0.0	0	0.0
\$10,000 to \$19,999	0	0.0	0	0.0	0	0.0	0	0.0
\$20,000 to \$29,999	1	100.0	0	0.0	0	0.0	1	100.0
\$30,000 to \$39,999	0	0.0	0	0.0	0	0.0	0	0.0
\$40,000 to \$59,999	0	0.0	0	0.0	0	0.0	0	0.0
\$60,000 to \$79,999	0	0.0	0	0.0	0	0.0	0	0.0
\$80,000 or more	0	0.0	0	0.0	0	0.0	0	0.0
TOTAL	1	100.0	0	0.0	0	0.0	1	100.0

Educational Debt	Asian		Black		Hispanic		Nat Am		White		Multi		Other		Undisc	
	#	%	#	%	#	%	#	%	#	%	#	%	#	%	#	%
None	0	0.0	0	0.0	0	0.0	0	0.0	0	0.0	0	0.0	0	0.0	0	0.0
Less than \$10,000	0	0.0	0	0.0	0	0.0	0	0.0	0	0.0	0	0.0	0	0.0	0	0.0
\$10,000 to \$19,999	0	0.0	0	0.0	0	0.0	0	0.0	0	0.0	0	0.0	0	0.0	0	0.0
\$20,000 to \$29,999	0	0.0	0	0.0	0	0.0	0	0.0	1	100.0	0	0.0	0	0.0	0	0.0
\$30,000 to \$39,999	0	0.0	0	0.0	0	0.0	0	0.0	0	0.0	0	0.0	0	0.0	0	0.0
\$40,000 to \$59,999	0	0.0	0	0.0	0	0.0	0	0.0	0	0.0	0	0.0	0	0.0	0	0.0
\$60,000 to \$79,999	0	0.0	0	0.0	0	0.0	0	0.0	0	0.0	0	0.0	0	0.0	0	0.0
\$80,000 or more	0	0.0	0	0.0	0	0.0	0	0.0	0	0.0	0	0.0	0	0.0	0	0.0
TOTAL	0	0.0	0	0.0	0	0.0	0	0.0	1	100.0	0	0.0	0	0.0	0	0.0

Educational Debt Brought and Incurred																
Educational Debt Incurred	Educational Debt Brought by Full-time Students															
	None		Less than \$10,000		\$10,000 to \$19,999		\$20,000 to \$29,999		\$30,000 to \$39,999		\$40,000 to \$59,999		\$60,000 to \$79,999		\$80,000 or more	
	#	%	#	%	#	%	#	%	#	%	#	%	#	%	#	%
None	0	0.0	0	0.0	0	0.0	0	0.0	0	0.0	0	0.0	0	0.0	0	0.0
Less than \$10,000	0	0.0	0	0.0	0	0.0	0	0.0	0	0.0	0	0.0	0	0.0	0	0.0
\$10,000 to \$19,999	0	0.0	0	0.0	0	0.0	0	0.0	0	0.0	0	0.0	0	0.0	0	0.0
\$20,000 to \$29,999	0	0.0	0	0.0	0	0.0	1	100.0	0	0.0	0	0.0	0	0.0	0	0.0
\$30,000 to \$39,999	0	0.0	0	0.0	0	0.0	0	0.0	0	0.0	0	0.0	0	0.0	0	0.0
\$40,000 to \$59,999	0	0.0	0	0.0	0	0.0	0	0.0	0	0.0	0	0.0	0	0.0	0	0.0
\$60,000 to \$79,999	0	0.0	0	0.0	0	0.0	0	0.0	0	0.0	0	0.0	0	0.0	0	0.0
\$80,000 or more	0	0.0	0	0.0	0	0.0	0	0.0	0	0.0	0	0.0	0	0.0	0	0.0
TOTAL	0	0.0	0	0.0	0	0.0	1	100.0	0	0.0	0	0.0	0	0.0	0	0.0

(This page intentionally left blank.)

CHART 8-B: Educational Debt Incurred at Seminary by Full-time Students

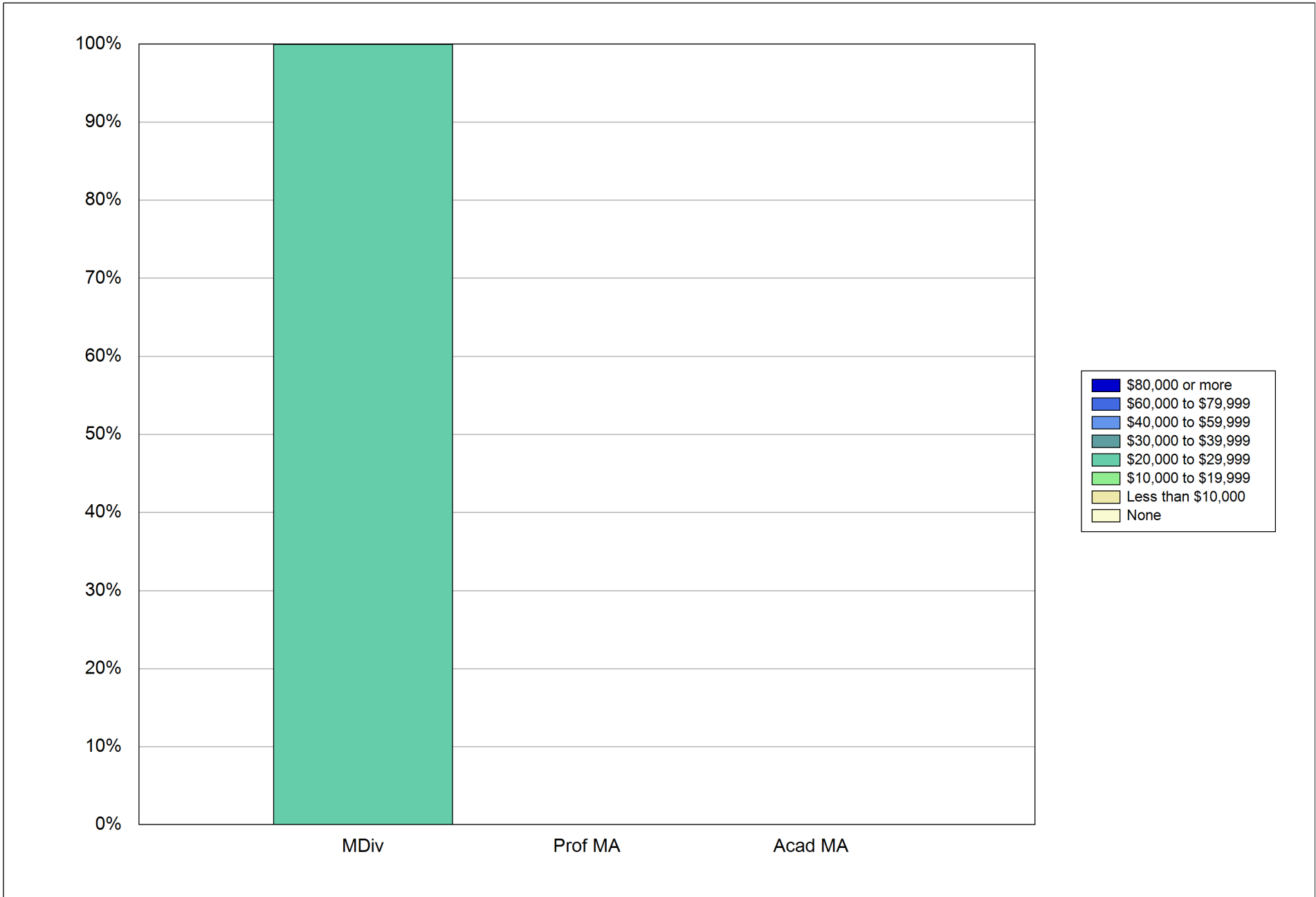


TABLE 9: Participation in Income-Based Loan Repayment and Family Student Debt

GRADUATING STUDENTS, BATCH=All, YEAR=2023 - 2024, TERM=All

SCHOOL: University of Dubuque Theological Seminary

Participation in Income-Based Loan Repayment								
Participation	Male		Female		Other		Total	
	#	%	#	%	#	%	#	%
Yes	0	0.0	0	0.0	0	0.0	0	0.0
No	0	0.0	0	0.0	0	0.0	0	0.0
Unsure	1	100.0	0	0.0	0	0.0	1	100.0
Not applicable	0	0.0	0	0.0	0	0.0	0	0.0
TOTAL	1	100.0	0	0.0	0	0.0	1	100.0

Responsibility for Student Debt of Family Member								
Responsibility	Male		Female		Other		Total	
	#	%	#	%	#	%	#	%
Yes	0	0.0	0	0.0	0	0.0	0	0.0
No	1	100.0	0	0.0	0	0.0	1	100.0
TOTAL	1	100.0	0	0.0	0	0.0	1	100.0

Responsibility for Family Debt and Debt Incurred

Amount of Family Member Debt	Debt Incurred While in Seminary															
	None		Less than \$10,000		\$10,000 to \$19,999		\$20,000 to \$29,999		\$30,000 to \$39,999		\$40,000 to \$59,999		\$60,000 to \$79,999		\$80,000 or more	
	#	%	#	%	#	%	#	%	#	%	#	%	#	%	#	%
None	0	0.0	0	0.0	0	0.0	0	0.0	0	0.0	0	0.0	0	0.0	0	0.0
Less than \$10,000	0	0.0	0	0.0	0	0.0	0	0.0	0	0.0	0	0.0	0	0.0	0	0.0
\$10,000 to \$19,999	0	0.0	0	0.0	0	0.0	0	0.0	0	0.0	0	0.0	0	0.0	0	0.0
\$20,000 to \$29,999	0	0.0	0	0.0	0	0.0	0	0.0	0	0.0	0	0.0	0	0.0	0	0.0
\$30,000 to \$39,999	0	0.0	0	0.0	0	0.0	0	0.0	0	0.0	0	0.0	0	0.0	0	0.0
\$40,000 to \$59,999	0	0.0	0	0.0	0	0.0	0	0.0	0	0.0	0	0.0	0	0.0	0	0.0
\$60,000 to \$79,999	0	0.0	0	0.0	0	0.0	0	0.0	0	0.0	0	0.0	0	0.0	0	0.0
\$80,000 or more	0	0.0	0	0.0	0	0.0	0	0.0	0	0.0	0	0.0	0	0.0	0	0.0
TOTAL	0	0.0	0	0.0	0	0.0	0	0.0	0	0.0	0	0.0	0	0.0	0	0.0

Total Responsibility for Family Debt and Debt Incurred

Amount of Family Member Debt	Debt Incurred in Seminary	
	Total	
	#	%
None	0	NaN
Less than \$10,000	0	NaN
\$10,000 to \$19,999	0	NaN
\$20,000 to \$29,999	0	NaN
\$30,000 to \$39,999	0	NaN
\$40,000 to \$59,999	0	NaN
\$60,000 to \$79,999	0	NaN
\$80,000 or more	0	NaN
TOTAL	0	0.0

TABLE 10: Important Sources of Income Supporting Graduate Studies

GRADUATING STUDENTS, BATCH=All, YEAR=2023 - 2024, TERM=All

SCHOOL: University of Dubuque Theological Seminary

By Degree Program										
Source of Income	MDiv N = 1		Prof MA N = 0		Acad MA N = 0		All Others N = 0		Total N = 1	
	Avg	S.D.	Avg	S.D.	Avg	S.D.	Avg	S.D.	Avg	S.D.
On-campus work	0.0	0.0	0.0	0.0	0.0	0.0	0.0	0.0	0.0	0.0
Scholarship/grant	5.0	0.0	0.0	0.0	0.0	0.0	0.0	0.0	5.0	0.0
Off-campus work	5.0	0.0	0.0	0.0	0.0	0.0	0.0	0.0	5.0	0.0
Spouse's work	3.0	0.0	0.0	0.0	0.0	0.0	0.0	0.0	3.0	0.0
Savings	2.0	0.0	0.0	0.0	0.0	0.0	0.0	0.0	2.0	0.0
Parents/family	1.0	0.0	0.0	0.0	0.0	0.0	0.0	0.0	1.0	0.0
Denominational support	4.0	0.0	0.0	0.0	0.0	0.0	0.0	0.0	4.0	0.0
Government loan	5.0	0.0	0.0	0.0	0.0	0.0	0.0	0.0	5.0	0.0
Other loan	1.0	0.0	0.0	0.0	0.0	0.0	0.0	0.0	1.0	0.0
Credit card	1.0	0.0	0.0	0.0	0.0	0.0	0.0	0.0	1.0	0.0
Fundraising for educational purposes	1.0	0.0	0.0	0.0	0.0	0.0	0.0	0.0	1.0	0.0
Retirement savings/accounts	1.0	0.0	0.0	0.0	0.0	0.0	0.0	0.0	1.0	0.0
Support from a church, parish, or congregation	4.0	0.0	0.0	0.0	0.0	0.0	0.0	0.0	4.0	0.0
Other	1.0	0.0	0.0	0.0	0.0	0.0	0.0	0.0	1.0	0.0

1 - Of no importance 2 - Little importance 3 - Somewhat important 4 - Important 5 - Very important

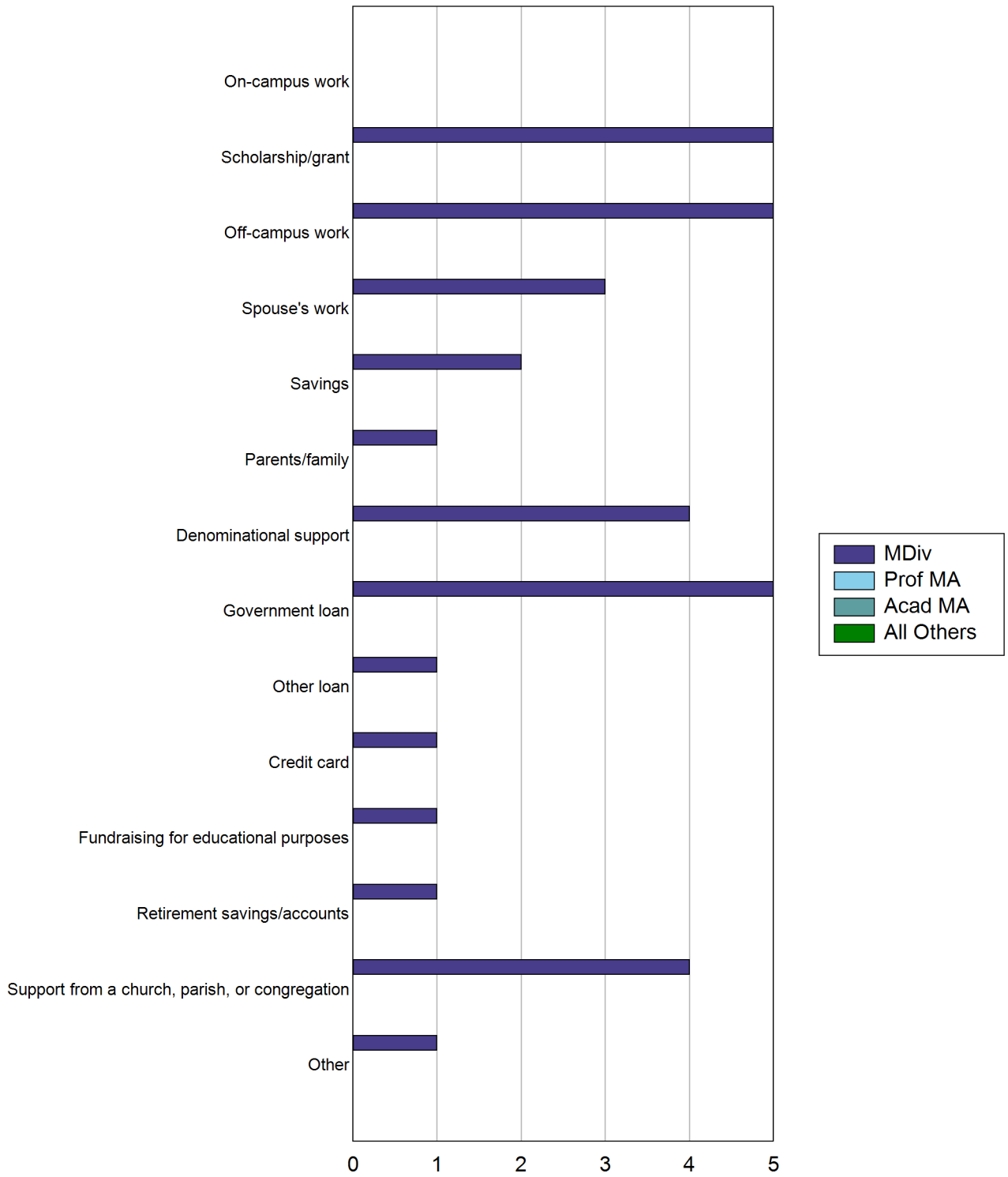
By Degree Program and Full-Time/Part-Time Status													
Source of Income	MDiv				Prof MA				Total				
	Full-time N = 1		Part-time N = 0		Full-time N = 0		Part-time N = 0		Full-time N = 1		Part-time N = 0		
	Avg	S.D.	Avg	S.D.	Avg	S.D.	Avg	S.D.	Avg	S.D.	Avg	S.D.	
On-campus work	0.0	0.0	0.0	0.0	0.0	0.0	0.0	0.0	0.0	0.0	0.0	0.0	
Scholarship/grant	5.0	0.0	0.0	0.0	0.0	0.0	0.0	0.0	5.0	0.0	0.0	0.0	
Off-campus work	5.0	0.0	0.0	0.0	0.0	0.0	0.0	0.0	5.0	0.0	0.0	0.0	
Spouse's work	3.0	0.0	0.0	0.0	0.0	0.0	0.0	0.0	3.0	0.0	0.0	0.0	
Savings	2.0	0.0	0.0	0.0	0.0	0.0	0.0	0.0	2.0	0.0	0.0	0.0	
Parents/family	1.0	0.0	0.0	0.0	0.0	0.0	0.0	0.0	1.0	0.0	0.0	0.0	
Denominational support	4.0	0.0	0.0	0.0	0.0	0.0	0.0	0.0	4.0	0.0	0.0	0.0	
Government loan	5.0	0.0	0.0	0.0	0.0	0.0	0.0	0.0	5.0	0.0	0.0	0.0	
Other loan	1.0	0.0	0.0	0.0	0.0	0.0	0.0	0.0	1.0	0.0	0.0	0.0	
Credit card	1.0	0.0	0.0	0.0	0.0	0.0	0.0	0.0	1.0	0.0	0.0	0.0	
Fundraising for educational purposes	1.0	0.0	0.0	0.0	0.0	0.0	0.0	0.0	1.0	0.0	0.0	0.0	
Retirement savings/accounts	1.0	0.0	0.0	0.0	0.0	0.0	0.0	0.0	1.0	0.0	0.0	0.0	
Support from a church, parish, or congregation	4.0	0.0	0.0	0.0	0.0	0.0	0.0	0.0	4.0	0.0	0.0	0.0	
Other	1.0	0.0	0.0	0.0	0.0	0.0	0.0	0.0	1.0	0.0	0.0	0.0	

1 - Of no importance 2 - Little importance 3 - Somewhat important 4 - Important 5 - Very important

(This page intentionally left blank.)

CHART 10: Important Sources of Income Supporting Graduate Studies

Important Sources of Income Supporting Graduate Studies



(1-No importance 2-Little importance 3-Somewhat important 4-Important 5-Very important)

TABLE 11: Hours of Work per Week at Paying Jobs

GRADUATING STUDENTS, BATCH=All, YEAR=2023 - 2024, TERM=All
 SCHOOL: University of Dubuque Theological Seminary

By Degree Program										
Hours of Work per Week	MDiv		Prof MA		Acad MA		All Others		Total	
	#	%	#	%	#	%	#	%	#	%
No paying job	0	0.0	0	0.0	0	0.0	0	0.0	0	0.0
Fewer than 10 hours a week	0	0.0	0	0.0	0	0.0	0	0.0	0	0.0
10-15 hours	0	0.0	0	0.0	0	0.0	0	0.0	0	0.0
16-20 hours	0	0.0	0	0.0	0	0.0	0	0.0	0	0.0
21-30 hours	0	0.0	0	0.0	0	0.0	0	0.0	0	0.0
31-40 hours	0	0.0	0	0.0	0	0.0	0	0.0	0	0.0
More than 40 hours	1	100.0	0	0.0	0	0.0	0	0.0	1	100.0
TOTAL	1	100.0	0	0.0	0	0.0	0	0.0	1	100.0

By Degree Program and Gender												
Hours of Work per Week	MDiv						Prof MA					
	Male		Female		Other		Male		Female		Other	
	#	%	#	%	#	%	#	%	#	%	#	%
No paying job	0	0.0	0	0.0	0	0.0	0	0.0	0	0.0	0	0.0
Fewer than 10 hours a week	0	0.0	0	0.0	0	0.0	0	0.0	0	0.0	0	0.0
10-15 hours	0	0.0	0	0.0	0	0.0	0	0.0	0	0.0	0	0.0
16-20 hours	0	0.0	0	0.0	0	0.0	0	0.0	0	0.0	0	0.0
21-30 hours	0	0.0	0	0.0	0	0.0	0	0.0	0	0.0	0	0.0
31-40 hours	0	0.0	0	0.0	0	0.0	0	0.0	0	0.0	0	0.0
More than 40 hours	1	100.0	0	0.0	0	0.0	0	0.0	0	0.0	0	0.0
TOTAL	1	100.0	0	0.0	0	0.0	0	0.0	0	0.0	0	0.0

By Degree Program and Gender (Cont'd)						
Hours of Work per Week	Total					
	Male		Female		Other	
	#	%	#	%	#	%
No paying job	0	0.0	0	0.0	0	0.0
Fewer than 10 hours a week	0	0.0	0	0.0	0	0.0
10-15 hours	0	0.0	0	0.0	0	0.0
16-20 hours	0	0.0	0	0.0	0	0.0
21-30 hours	0	0.0	0	0.0	0	0.0
31-40 hours	0	0.0	0	0.0	0	0.0
More than 40 hours	1	100.0	0	0.0	0	0.0
TOTAL	1	100.0	0	0.0	0	0.0

By Degree Program and Full-Time/Part-Time Status												
Hours of Work per Week	MDiv				Prof MA				Acad MA			
	Full-time		Part-time		Full-time		Part-time		Full-time		Part-time	
	#	%	#	%	#	%	#	%	#	%	#	%
No paying job	0	0.0	0	0.0	0	0.0	0	0.0	0	0.0	0	0.0
Fewer than 10 hours a week	0	0.0	0	0.0	0	0.0	0	0.0	0	0.0	0	0.0
10-15 hours	0	0.0	0	0.0	0	0.0	0	0.0	0	0.0	0	0.0
16-20 hours	0	0.0	0	0.0	0	0.0	0	0.0	0	0.0	0	0.0
21-30 hours	0	0.0	0	0.0	0	0.0	0	0.0	0	0.0	0	0.0
31-40 hours	0	0.0	0	0.0	0	0.0	0	0.0	0	0.0	0	0.0
More than 40 hours	1	100.0	0	0.0	0	0.0	0	0.0	0	0.0	0	0.0
TOTAL	1	100.0	0	0.0	0	0.0	0	0.0	0	0.0	0	0.0

By Degree Program and Full-Time/Part-Time Status (cont'd)				
Hours of Work per Week	Total			
	Full-time		Part-time	
	#	%	#	%
No paying job	0	0.0	0	0.0
Fewer than 10 hours a week	0	0.0	0	0.0
10-15 hours	0	0.0	0	0.0
16-20 hours	0	0.0	0	0.0
21-30 hours	0	0.0	0	0.0
31-40 hours	0	0.0	0	0.0
More than 40 hours	1	100.0	0	1.0
TOTAL	1	100.0	0	0.0

(This page intentionally left blank.)

CHART 11: Hours of Work per Week at Paying Jobs

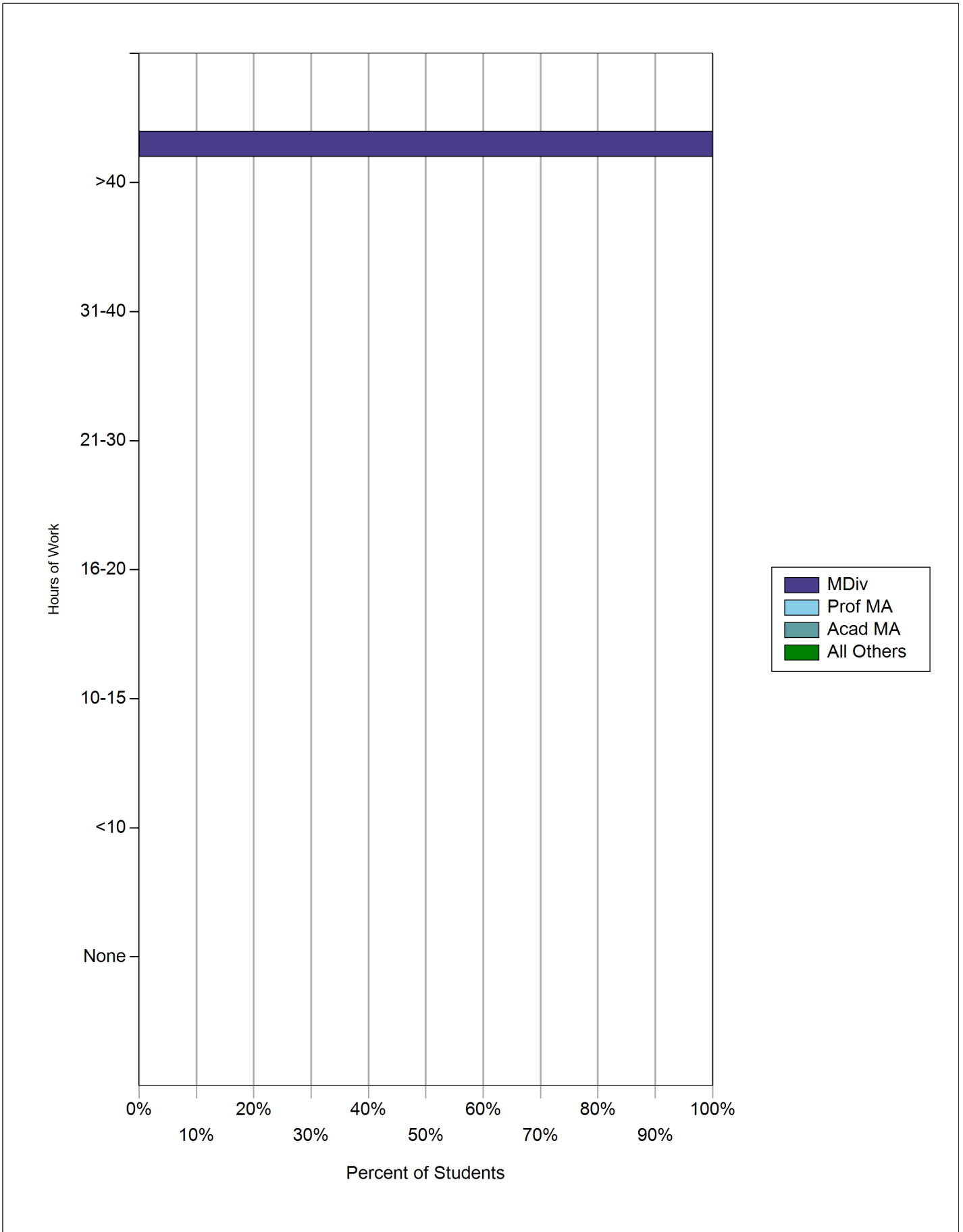


TABLE 12: Current Denomination or Religious TraditionGRADUATING STUDENTS, BATCH=All, YEAR=2023 - 2024, TERM=All
SCHOOL: University of Dubuque Theological Seminary

Religious Traditions	Current Denomination	
	#	%
African Methodist Episcopal	0	0.0
African Methodist Episcopal Zion	0	0.0
American Baptist Churches USA	0	0.0
Anglican Church of Canada	0	0.0
Anglican, Other	0	0.0
Antiochian Orthodox Christian Archdiocese of North America	0	0.0
Assemblies of God	0	0.0
Associate Reformed Presbyterian Church	0	0.0
Associated Gospel Churches of Canada	0	0.0
Augsburg Lutheran Churches	0	0.0
Baptist	0	0.0
Baptist Convention of Ontario and Quebec	0	0.0
Baptist General Association of Virginia	0	0.0
Baptist General Convention of Texas	0	0.0
Baptist Missionary Association of America	0	0.0
Baptist State Convention of North Carolina	0	0.0
Baptist, Other	0	0.0
Brethren Church (Ashland, Ohio)	0	0.0
Brethren in Christ Church	0	0.0
Brethren, Other	0	0.0
Buddhist	0	0.0
Byzantine Catholic	0	0.0
Canadian Association of Lutheran Congregations	0	0.0
Canadian Baptists of Atlantic Canada	0	0.0
Canadian Baptists of Western Canada	0	0.0
Canadian National Baptist Convention	0	0.0
Canadian Reformed Churches	0	0.0
Catholic, Other	0	0.0
Christian and Missionary Alliance	0	0.0
Christian Brethren (Plymouth Brethren)	0	0.0
Christian Church (Disciples of Christ)	0	0.0
Christian Churches and Churches of Christ	0	0.0
Christian Methodist Episcopal	0	0.0
Christian Reformed Church	0	0.0

Religious Traditions	Current Denomination	
	#	%
Church of God (Anderson, Indiana)	0	0.0
Church of God (Cleveland, Tennessee)	0	0.0
Church of God in Christ	0	0.0
Church of God in Western Canada	0	0.0
Church of the Brethren	0	0.0
Church of the Nazarene	0	0.0
Churches of Christ	0	0.0
Churches of Christ-Christian Churches, Other	0	0.0
Churches of God, General Conference	0	0.0
Conference of Mennonites	0	0.0
Convention of Atlantic Baptist Churches	0	0.0
Converge Worldwide	0	0.0
Cooperative Baptist Fellowship	0	0.0
Cumberland Presbyterian Church	0	0.0
ECO: A Covenant Order of Evangelical Presbyterians	0	0.0
Episcopal Church	0	0.0
Evangelical Church in Canada	0	0.0
Evangelical Congregational Church	0	0.0
Evangelical Covenant Church	0	0.0
Evangelical Formosan Church	0	0.0
Evangelical Free Church of America	0	0.0
Evangelical Free Church of Canada	0	0.0
Evangelical Lutheran Church in America	0	0.0
Evangelical Lutheran Church in Canada	0	0.0
Evangelical Presbyterian Church	0	0.0
Fellowship of Evangelical Baptist Churches in Canada	0	0.0
Fellowship of Grace Brethren Churches	0	0.0
Foursquare Gospel Church	0	0.0
Free Methodist Church	0	0.0
Friends, Quaker	0	0.0
General Assembly of World Presbyterian Church	0	0.0
General Association of General Baptists	0	0.0
General Association of Regular Baptist Churches	0	0.0
General Baptist State Convention of North Carolina	0	0.0
General Church of New Jerusalem	0	0.0
Global Methodist Church	0	0.0
Greek Orthodox Archdiocese of America	0	0.0

Religious Traditions	Current Denomination	
	#	%
Heritage Reformed Congregations (USA and Canada)	0	0.0
Independent Baptist	0	0.0
Independent Methodist	0	0.0
Inter/Multidenominational	0	0.0
Jewish	0	0.0
Korean American Presbyterian Church	0	0.0
Korean Evangelical Holiness Church	0	0.0
Korean Methodist Church in America	0	0.0
Korean Presbyterian Church Abroad	0	0.0
Korean Presbyterian Church in America (Kosin)	0	0.0
Lutheran Church-Canada	0	0.0
Lutheran Church-Missouri Synod	0	0.0
Lutheran Congregations in Mission for Christ	0	0.0
Lutheran, Other	0	0.0
Mennonite Brethren Church in North America	0	0.0
Mennonite Church Canada	0	0.0
Mennonite Church USA	0	0.0
Mennonite, Other	0	0.0
Methodist, Other	0	0.0
Missionary Church in Canada	0	0.0
Moravian Church in North America	0	0.0
Muslim	0	0.0
National Association of Congregational Christian Churches	0	0.0
National Baptist Convention of America, Intl. Inc.	0	0.0
National Baptist Convention, USA Inc.	0	0.0
Nondenominational	0	0.0
North American Baptist Conference	0	0.0
North American Lutheran Church	0	0.0
Orthodox Church in America	0	0.0
Orthodox Presbyterian	0	0.0
Orthodox, Other	0	0.0
Other	0	0.0
Pentecostal Assemblies of Canada	0	0.0
Pentecostal, Other	0	0.0
Presbyterian Church (U.S.A.)	0	0.0
Presbyterian Church in America	0	0.0
Presbyterian Church in Canada	0	0.0

Religious Traditions	Current Denomination	
	#	%
Presbyterian Church International	0	0.0
Presbyterian, Other	0	0.0
Progressive National Baptist Convention	0	0.0
Reformed Church in America	0	0.0
Reformed Episcopal Church	0	0.0
Reformed Presbyterian	0	0.0
Reformed, Other	0	0.0
Religious Society of Friends	0	0.0
Religious Society of Friends, Other	0	0.0
Roman Catholic	0	0.0
Salvation Army	0	0.0
Seventh-day Adventist	0	0.0
Southern Baptist Convention	0	0.0
Ukrainian Orthodox Church of the USA	0	0.0
Unitarian Universalist	0	0.0
United Church of Canada	0	0.0
United Church of Christ	0	0.0
United Methodist Church	1	100.0
United Pentecostal Church International	0	0.0
Venture Church Network	0	0.0
Wesleyan Church	0	0.0
Wisconsin Evangelical Lutheran Synod	0	0.0
TOTAL	1	100.0

TABLE 13: Educational Contexts

GRADUATING STUDENTS, BATCH=All, YEAR=2023 - 2024, TERM=All

SCHOOL: University of Dubuque Theological Seminary

Educational Context for Courses										
Context	MDiv		Prof MA		Acad MA		All Other		Total	
	#	%	#	%	#	%	#	%	#	%
Campus or Extension Site	1	100.0	0	0.0	0	0.0	0	0.0	1	100.0
Online Only	0	0.0	0	0.0	0	0.0	0	0.0	0	0.0

Frequency at Campus/Extension Site										
Context	MDiv		Prof MA		Acad MA		All Other		Total	
	#	%	#	%	#	%	#	%	#	%
Weekly	1	100.0	0	0.0	0	0.0	0	0.0	1	100.0
Monthly	0	0.0	0	0.0	0	0.0	0	0.0	0	0.0
Once a quarter or semester	0	0.0	0	0.0	0	0.0	0	0.0	0	0.0
Once or twice a year	0	0.0	0	0.0	0	0.0	0	0.0	0	0.0
All courses online	0	0.0	0	0.0	0	0.0	0	0.0	0	0.0

(This page intentionally left blank.)

TABLE 14: Measure of Educational Effectiveness and Personal Growth

GRADUATING STUDENTS, BATCH=All, YEAR=2023 - 2024, TERM=All

SCHOOL: University of Dubuque Theological Seminary

By Degree Program	MDiv		Prof MA		Acad MA		All Others		Total	
	N = 1		N = 0		N = 0		N = 0		N = 1	
	Avg	S.D.	Avg	S.D.	Avg	S.D.	Avg	S.D.	Avg	S.D.
Empathy for the poor and oppressed	4.0	0.0	0.0	0.0	0.0	0.0	0.0	0.0	4.0	0.0
Ability to pray	5.0	0.0	0.0	0.0	0.0	0.0	0.0	0.0	5.0	0.0
Concern about social justice	2.0	0.0	0.0	0.0	0.0	0.0	0.0	0.0	2.0	0.0
Enthusiasm for learning	4.0	0.0	0.0	0.0	0.0	0.0	0.0	0.0	4.0	0.0
Insight into troubles of others	5.0	0.0	0.0	0.0	0.0	0.0	0.0	0.0	5.0	0.0
Desire to become an authority in my field	3.0	0.0	0.0	0.0	0.0	0.0	0.0	0.0	3.0	0.0
Trust in God	5.0	0.0	0.0	0.0	0.0	0.0	0.0	0.0	5.0	0.0
Self-discipline and focus	5.0	0.0	0.0	0.0	0.0	0.0	0.0	0.0	5.0	0.0
Respect for other religious traditions	4.0	0.0	0.0	0.0	0.0	0.0	0.0	0.0	4.0	0.0
Respect for my own religious tradition	5.0	0.0	0.0	0.0	0.0	0.0	0.0	0.0	5.0	0.0
Ability to live my faith in daily life	5.0	0.0	0.0	0.0	0.0	0.0	0.0	0.0	5.0	0.0
Clarity of vocational goals	4.0	0.0	0.0	0.0	0.0	0.0	0.0	0.0	4.0	0.0
Self-confidence	3.0	0.0	0.0	0.0	0.0	0.0	0.0	0.0	3.0	0.0
Self-knowledge	5.0	0.0	0.0	0.0	0.0	0.0	0.0	0.0	5.0	0.0
Strength of spiritual life	5.0	0.0	0.0	0.0	0.0	0.0	0.0	0.0	5.0	0.0

1 - Not at all effective 2 - Not very effective 3 - Somewhat effective 4 - Effective 5 - Very effective

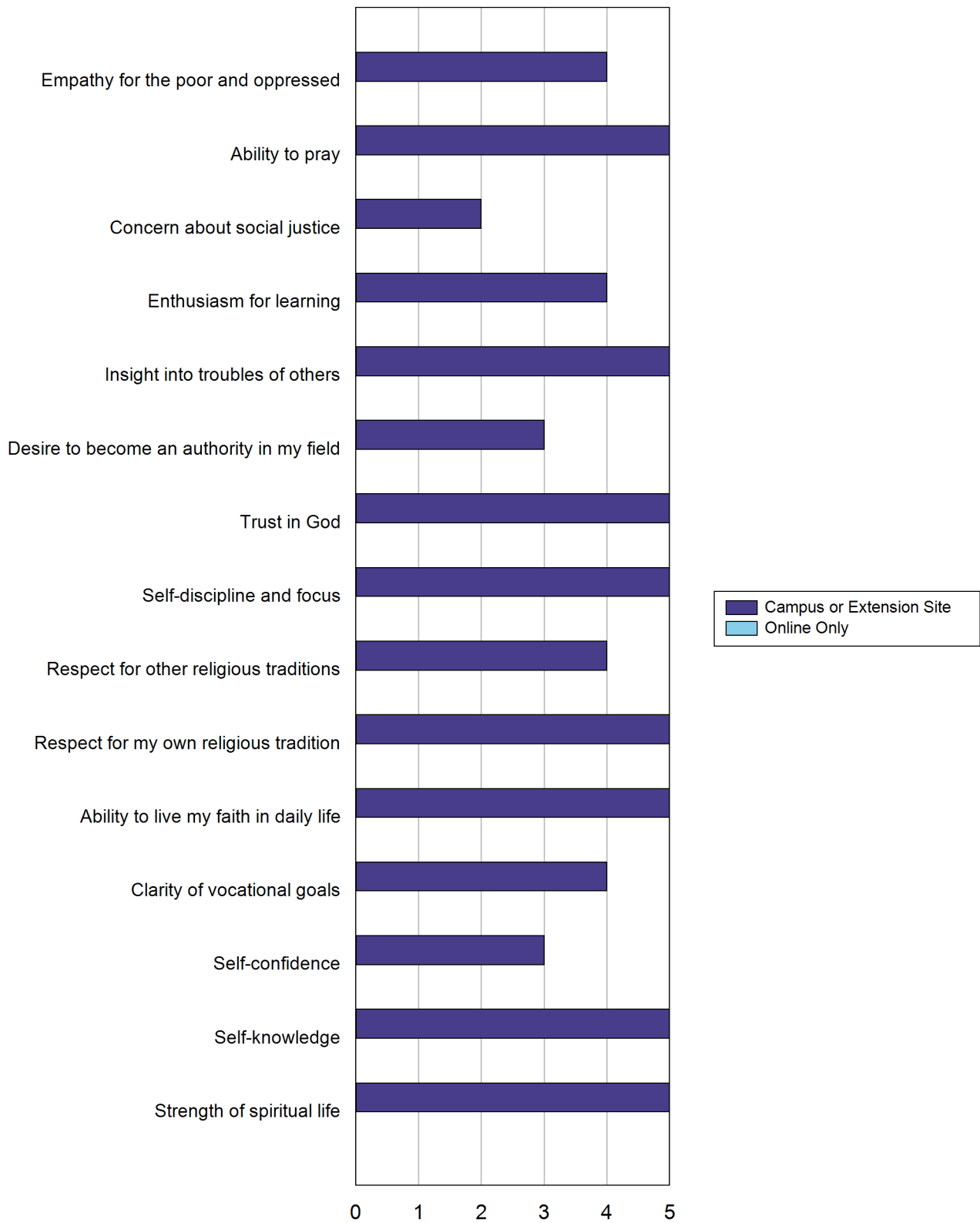
By Degree Program and Educational Context	MDiv				Prof MA				Acad MA			
	Campus or Extension		Online only		Campus or Extension		Online only		Campus or Extension		Online only	
	N = 1		N = 0		N = 0		N = 0		N = 0		N = 0	
	Avg	S.D.	Avg	S.D.	Avg	S.D.	Avg	S.D.	Avg	S.D.	Avg	S.D.
Empathy for the poor and oppressed	4.0	0.0	0.0	0.0	0.0	0.0	0.0	0.0	0.0	0.0	0.0	0.0
Ability to pray	5.0	0.0	0.0	0.0	0.0	0.0	0.0	0.0	0.0	0.0	0.0	0.0
Concern about social justice	2.0	0.0	0.0	0.0	0.0	0.0	0.0	0.0	0.0	0.0	0.0	0.0
Enthusiasm for learning	4.0	0.0	0.0	0.0	0.0	0.0	0.0	0.0	0.0	0.0	0.0	0.0
Insight into troubles of others	5.0	0.0	0.0	0.0	0.0	0.0	0.0	0.0	0.0	0.0	0.0	0.0
Desire to become an authority in my field	3.0	0.0	0.0	0.0	0.0	0.0	0.0	0.0	0.0	0.0	0.0	0.0
Trust in God	5.0	0.0	0.0	0.0	0.0	0.0	0.0	0.0	0.0	0.0	0.0	0.0
Self-discipline and focus	5.0	0.0	0.0	0.0	0.0	0.0	0.0	0.0	0.0	0.0	0.0	0.0
Respect for other religious traditions	4.0	0.0	0.0	0.0	0.0	0.0	0.0	0.0	0.0	0.0	0.0	0.0
Respect for my own religious tradition	5.0	0.0	0.0	0.0	0.0	0.0	0.0	0.0	0.0	0.0	0.0	0.0
Ability to live my faith in daily life	5.0	0.0	0.0	0.0	0.0	0.0	0.0	0.0	0.0	0.0	0.0	0.0
Clarity of vocational goals	4.0	0.0	0.0	0.0	0.0	0.0	0.0	0.0	0.0	0.0	0.0	0.0
Self-confidence	3.0	0.0	0.0	0.0	0.0	0.0	0.0	0.0	0.0	0.0	0.0	0.0
Self-knowledge	5.0	0.0	0.0	0.0	0.0	0.0	0.0	0.0	0.0	0.0	0.0	0.0
Strength of spiritual life	5.0	0.0	0.0	0.0	0.0	0.0	0.0	0.0	0.0	0.0	0.0	0.0

1 - Not at all effective 2 - Not very effective 3 - Somewhat effective 4 - Effective 5 - Very effective

By Degree Program and Educational Context (continued)	All Other				Total			
	Campus or Extension		Online only		Campus or Extension		Online only	
	N = 0		N = 0		N = 1		N = 0	
	Avg	S.D.	Avg	S.D.	Avg	S.D.	Avg	S.D.
Empathy for the poor and oppressed	0.0	0.0	0.0	0.0	4.0	0.0	0.0	0.0
Ability to pray	0.0	0.0	0.0	0.0	5.0	0.0	0.0	0.0
Concern about social justice	0.0	0.0	0.0	0.0	2.0	0.0	0.0	0.0
Enthusiasm for learning	0.0	0.0	0.0	0.0	4.0	0.0	0.0	0.0
Insight into troubles of others	0.0	0.0	0.0	0.0	5.0	0.0	0.0	0.0
Desire to become an authority in my field	0.0	0.0	0.0	0.0	3.0	0.0	0.0	0.0
Trust in God	0.0	0.0	0.0	0.0	5.0	0.0	0.0	0.0
Self-discipline and focus	0.0	0.0	0.0	0.0	5.0	0.0	0.0	0.0
Respect for other religious traditions	0.0	0.0	0.0	0.0	4.0	0.0	0.0	0.0
Respect for my own religious tradition	0.0	0.0	0.0	0.0	5.0	0.0	0.0	0.0
Ability to live my faith in daily life	0.0	0.0	0.0	0.0	5.0	0.0	0.0	0.0
Clarity of vocational goals	0.0	0.0	0.0	0.0	4.0	0.0	0.0	0.0
Self-confidence	0.0	0.0	0.0	0.0	3.0	0.0	0.0	0.0
Self-knowledge	0.0	0.0	0.0	0.0	5.0	0.0	0.0	0.0
Strength of spiritual life	0.0	0.0	0.0	0.0	5.0	0.0	0.0	0.0

1 - Not at all effective 2 - Not very effective 3 - Somewhat effective 4 - Effective 5 - Very effective

CHART 14: Measure of Educational Effectiveness and Personal Growth



(1-Not at all effective 2-Not very effective 3-Somewhat effective 4-Effective 5-Very effective)

TABLE 15: Educational Effectiveness in Facilitating Skill Areas

GRADUATING STUDENTS, BATCH=All, YEAR=2023 - 2024, TERM=All

SCHOOL: University of Dubuque Theological Seminary

By Degree Program	MDiv		Prof MA		Acad MA		DMin		Other		Total	
	N = 1		N = 0		N = 0		N = 0		N = 0		N = 1	
	Avg	S.D.	Avg	S.D.	Avg	S.D.	Avg	S.D.	Avg	S.D.	Avg	S.D.
Ability to preach well	5.0	0.0	0.0	0.0	0.0	0.0	0.0	0.0	0.0	0.0	5.0	0.0
Ability to use and interpret Scripture	5.0	0.0	0.0	0.0	0.0	0.0	0.0	0.0	0.0	0.0	5.0	0.0
Knowledge of church polity/canon law	5.0	0.0	0.0	0.0	0.0	0.0	0.0	0.0	0.0	0.0	5.0	0.0
Ability to give spiritual direction	5.0	0.0	0.0	0.0	0.0	0.0	0.0	0.0	0.0	0.0	5.0	0.0
Ability to teach well	3.0	0.0	0.0	0.0	0.0	0.0	0.0	0.0	0.0	0.0	3.0	0.0
Knowledge of church doctrine and history	5.0	0.0	0.0	0.0	0.0	0.0	0.0	0.0	0.0	0.0	5.0	0.0
Ability to lead others	5.0	0.0	0.0	0.0	0.0	0.0	0.0	0.0	0.0	0.0	5.0	0.0
Ability to conduct worship/liturgy	4.0	0.0	0.0	0.0	0.0	0.0	0.0	0.0	0.0	0.0	4.0	0.0
Ability to interact effectively with those of religious traditions other than my own	4.0	0.0	0.0	0.0	0.0	0.0	0.0	0.0	0.0	0.0	4.0	0.0
Ability to work effectively within my own religious tradition	5.0	0.0	0.0	0.0	0.0	0.0	0.0	0.0	0.0	0.0	5.0	0.0
Ability to interact effectively with those from cultural and racial/ethnic contexts other than my own	2.0	0.0	0.0	0.0	0.0	0.0	0.0	0.0	0.0	0.0	2.0	0.0
Awareness and appreciation of the globalized context in which ministry is practiced	3.0	0.0	0.0	0.0	0.0	0.0	0.0	0.0	0.0	0.0	3.0	0.0
Ability to work effectively with both women and men	5.0	0.0	0.0	0.0	0.0	0.0	0.0	0.0	0.0	0.0	5.0	0.0
Ability to relate social issues to faith	3.0	0.0	0.0	0.0	0.0	0.0	0.0	0.0	0.0	0.0	3.0	0.0
Ability in pastoral counseling	5.0	0.0	0.0	0.0	0.0	0.0	0.0	0.0	0.0	0.0	5.0	0.0
Ability to administer a parish/congregation	5.0	0.0	0.0	0.0	0.0	0.0	0.0	0.0	0.0	0.0	5.0	0.0
Knowledge of Christian ethics	4.0	0.0	0.0	0.0	0.0	0.0	0.0	0.0	0.0	0.0	4.0	0.0
Ability to think theologically	5.0	0.0	0.0	0.0	0.0	0.0	0.0	0.0	0.0	0.0	5.0	0.0
Ability to integrate insights from science into theology and ministry	1.0	0.0	0.0	0.0	0.0	0.0	0.0	0.0	0.0	0.0	1.0	0.0
Ability to integrate ecological concerns into theology and ministry	2.0	0.0	0.0	0.0	0.0	0.0	0.0	0.0	0.0	0.0	2.0	0.0
Knowledge of Christian philosophy	4.0	0.0	0.0	0.0	0.0	0.0	0.0	0.0	0.0	0.0	4.0	0.0

1 - Not at all effective 2 - Not very effective 3 - Somewhat effective 4 - Effective 5 - Very effective

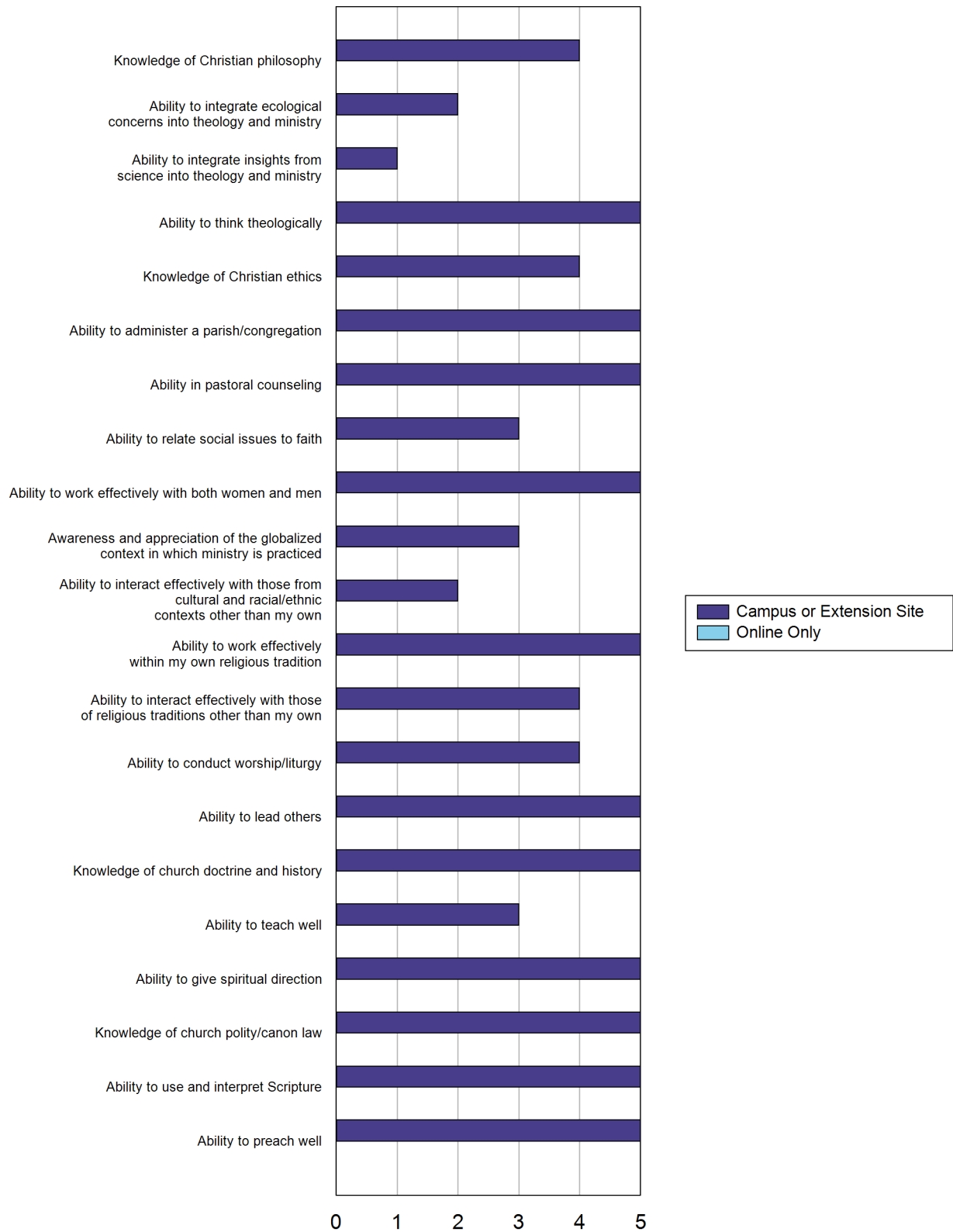
By Degree Program and Skills Area	MDiv				Prof MA				Acad MA			
	Campus / Extension N = 1		Online Only N = 0		Campus / Extension N = 0		Online Only N = 0		Campus / Extension N = 0		Online Only N = 0	
	Avg	S.D.	Avg	S.D.	Avg	S.D.	Avg	S.D.	Avg	S.D.	Avg	S.D.
Ability to preach well	5.0	0.0	0.0	0.0	0.0	0.0	0.0	0.0	0.0	0.0	0.0	0.0
Ability to use and interpret Scripture	5.0	0.0	0.0	0.0	0.0	0.0	0.0	0.0	0.0	0.0	0.0	0.0
Knowledge of church polity/canon law	5.0	0.0	0.0	0.0	0.0	0.0	0.0	0.0	0.0	0.0	0.0	0.0
Ability to give spiritual direction	5.0	0.0	0.0	0.0	0.0	0.0	0.0	0.0	0.0	0.0	0.0	0.0
Ability to teach well	3.0	0.0	0.0	0.0	0.0	0.0	0.0	0.0	0.0	0.0	0.0	0.0
Knowledge of church doctrine and history	5.0	0.0	0.0	0.0	0.0	0.0	0.0	0.0	0.0	0.0	0.0	0.0
Ability to lead others	5.0	0.0	0.0	0.0	0.0	0.0	0.0	0.0	0.0	0.0	0.0	0.0
Ability to conduct worship/liturgy	4.0	0.0	0.0	0.0	0.0	0.0	0.0	0.0	0.0	0.0	0.0	0.0
Ability to interact effectively with those of religious traditions other than my own	4.0	0.0	0.0	0.0	0.0	0.0	0.0	0.0	0.0	0.0	0.0	0.0
Ability to work effectively within my own religious tradition	5.0	0.0	0.0	0.0	0.0	0.0	0.0	0.0	0.0	0.0	0.0	0.0
Ability to interact effectively with those from cultural and racial/ethnic contexts other than my own	2.0	0.0	0.0	0.0	0.0	0.0	0.0	0.0	0.0	0.0	0.0	0.0
Awareness and appreciation of the globalized context in which ministry is practiced	3.0	0.0	0.0	0.0	0.0	0.0	0.0	0.0	0.0	0.0	0.0	0.0
Ability to work effectively with both women and men	5.0	0.0	0.0	0.0	0.0	0.0	0.0	0.0	0.0	0.0	0.0	0.0
Ability to relate social issues to faith	3.0	0.0	0.0	0.0	0.0	0.0	0.0	0.0	0.0	0.0	0.0	0.0
Ability in pastoral counseling	5.0	0.0	0.0	0.0	0.0	0.0	0.0	0.0	0.0	0.0	0.0	0.0
Ability to administer a parish/congregation	5.0	0.0	0.0	0.0	0.0	0.0	0.0	0.0	0.0	0.0	0.0	0.0
Knowledge of Christian ethics	4.0	0.0	0.0	0.0	0.0	0.0	0.0	0.0	0.0	0.0	0.0	0.0
Ability to think theologically	5.0	0.0	0.0	0.0	0.0	0.0	0.0	0.0	0.0	0.0	0.0	0.0
Ability to integrate insights from science into theology and ministry	1.0	0.0	0.0	0.0	0.0	0.0	0.0	0.0	0.0	0.0	0.0	0.0
Ability to integrate ecological concerns into theology and ministry	2.0	0.0	0.0	0.0	0.0	0.0	0.0	0.0	0.0	0.0	0.0	0.0
Knowledge of Christian philosophy	4.0	0.0	0.0	0.0	0.0	0.0	0.0	0.0	0.0	0.0	0.0	0.0

1 - Not at all effective 2 - Not very effective 3 - Somewhat effective 4 - Effective 5 - Very effective

By Degree Program and Skills Area Continued	DMin				Other				Total			
	Campus / Extension N = 0		Online Only N = 0		Campus / Extension N = 0		Online Only N = 0		Campus / Extension N = 1		Online Only N = 0	
	Avg	S.D.	Avg	S.D.	Avg	S.D.	Avg	S.D.	Avg	S.D.	Avg	S.D.
Ability to preach well	0.0	0.0	0.0	0.0	0.0	0.0	0.0	0.0	5.0	0.0	0.0	0.0
Ability to use and interpret Scripture	0.0	0.0	0.0	0.0	0.0	0.0	0.0	0.0	5.0	0.0	0.0	0.0
Knowledge of church polity/canon law	0.0	0.0	0.0	0.0	0.0	0.0	0.0	0.0	5.0	0.0	0.0	0.0
Ability to give spiritual direction	0.0	0.0	0.0	0.0	0.0	0.0	0.0	0.0	5.0	0.0	0.0	0.0
Ability to teach well	0.0	0.0	0.0	0.0	0.0	0.0	0.0	0.0	3.0	0.0	0.0	0.0
Knowledge of church doctrine and history	0.0	0.0	0.0	0.0	0.0	0.0	0.0	0.0	5.0	0.0	0.0	0.0
Ability to lead others	0.0	0.0	0.0	0.0	0.0	0.0	0.0	0.0	5.0	0.0	0.0	0.0
Ability to conduct worship/liturgy	0.0	0.0	0.0	0.0	0.0	0.0	0.0	0.0	4.0	0.0	0.0	0.0
Ability to interact effectively with those of religious traditions other than my own	0.0	0.0	0.0	0.0	0.0	0.0	0.0	0.0	4.0	0.0	0.0	0.0
Ability to work effectively within my own religious tradition	0.0	0.0	0.0	0.0	0.0	0.0	0.0	0.0	5.0	0.0	0.0	0.0
Ability to interact effectively with those from cultural and racial/ethnic contexts other than my own	0.0	0.0	0.0	0.0	0.0	0.0	0.0	0.0	2.0	0.0	0.0	0.0
Awareness and appreciation of the globalized context in which ministry is practiced	0.0	0.0	0.0	0.0	0.0	0.0	0.0	0.0	3.0	0.0	0.0	0.0
Ability to work effectively with both women and men	0.0	0.0	0.0	0.0	0.0	0.0	0.0	0.0	5.0	0.0	0.0	0.0
Ability to relate social issues to faith	0.0	0.0	0.0	0.0	0.0	0.0	0.0	0.0	3.0	0.0	0.0	0.0
Ability in pastoral counseling	0.0	0.0	0.0	0.0	0.0	0.0	0.0	0.0	5.0	0.0	0.0	0.0
Ability to administer a parish/congregation	0.0	0.0	0.0	0.0	0.0	0.0	0.0	0.0	5.0	0.0	0.0	0.0
Knowledge of Christian ethics	0.0	0.0	0.0	0.0	0.0	0.0	0.0	0.0	4.0	0.0	0.0	0.0
Ability to think theologically	0.0	0.0	0.0	0.0	0.0	0.0	0.0	0.0	5.0	0.0	0.0	0.0
Ability to integrate insights from science into theology and ministry	0.0	0.0	0.0	0.0	0.0	0.0	0.0	0.0	1.0	0.0	0.0	0.0
Ability to integrate ecological concerns into theology and ministry	0.0	0.0	0.0	0.0	0.0	0.0	0.0	0.0	2.0	0.0	0.0	0.0
Knowledge of Christian philosophy	0.0	0.0	0.0	0.0	0.0	0.0	0.0	0.0	4.0	0.0	0.0	0.0

1 - Not at all effective 2 - Not very effective 3 - Somewhat effective 4 - Effective 5 - Very effective

CHART 15: Educational Effectiveness in Facilitating Skill Areas



(1 - Not at all effective 2 - Not very effective 3 - Somewhat effective 4 - Effective 5 - Very effective)

TABLE 16: Importance of Areas of Study to Intended Work by Degree Program

GRADUATING STUDENTS, BATCH=All, YEAR=2023 - 2024, TERM=All

SCHOOL: University of Dubuque Theological Seminary

Importance of Areas of Study to Intended Work by Degree Program								
By Degree Program	MDiv N = 1		Prof MA N = 0		Acad MA N = 0		All Others N = 0	
	Avg	S.D.	Avg	S.D.	Avg	S.D.	Avg	S.D.
Biblical studies	5.0	0.0	0.0	0.0	0.0	0.0	0.0	0.0
Theology	5.0	0.0	0.0	0.0	0.0	0.0	0.0	0.0
Preaching	5.0	0.0	0.0	0.0	0.0	0.0	0.0	0.0
Church polity and/or canon law	5.0	0.0	0.0	0.0	0.0	0.0	0.0	0.0
Church or religious history	5.0	0.0	0.0	0.0	0.0	0.0	0.0	0.0
Spiritual direction or faith practices	4.0	0.0	0.0	0.0	0.0	0.0	0.0	0.0
Pastoral counseling	4.0	0.0	0.0	0.0	0.0	0.0	0.0	0.0
Ethics and moral theology	4.0	0.0	0.0	0.0	0.0	0.0	0.0	0.0
Congregational administration	4.0	0.0	0.0	0.0	0.0	0.0	0.0	0.0
Clinical training	4.0	0.0	0.0	0.0	0.0	0.0	0.0	0.0
World religions	4.0	0.0	0.0	0.0	0.0	0.0	0.0	0.0
Christian/religious education	4.0	0.0	0.0	0.0	0.0	0.0	0.0	0.0
Church and society	4.0	0.0	0.0	0.0	0.0	0.0	0.0	0.0
Missions and evangelism	4.0	0.0	0.0	0.0	0.0	0.0	0.0	0.0
Liturgics/worship	4.0	0.0	0.0	0.0	0.0	0.0	0.0	0.0
Leadership	4.0	0.0	0.0	0.0	0.0	0.0	0.0	0.0

Importance of Areas of Study by Professional Plans										
By Profession	Congregation / Parish N = 1		Teaching / Education N = 0		Healthcare / Counselor N = 0		Faith-based Nonprofit N = 0		Other N = 0	
	Avg	S.D.	Avg	S.D.	Avg	S.D.	Avg	S.D.	Avg	S.D.
Biblical studies	5.0	0.0	0.0	0.0	0.0	0.0	0.0	0.0	0.0	0.0
Theology	5.0	0.0	0.0	0.0	0.0	0.0	0.0	0.0	0.0	0.0
Preaching	5.0	0.0	0.0	0.0	0.0	0.0	0.0	0.0	0.0	0.0
Church polity and/or canon law	5.0	0.0	0.0	0.0	0.0	0.0	0.0	0.0	0.0	0.0
Church or religious history	5.0	0.0	0.0	0.0	0.0	0.0	0.0	0.0	0.0	0.0
Spiritual direction or faith practices	4.0	0.0	0.0	0.0	0.0	0.0	0.0	0.0	0.0	0.0
Pastoral counseling	4.0	0.0	0.0	0.0	0.0	0.0	0.0	0.0	0.0	0.0
Ethics and moral theology	4.0	0.0	0.0	0.0	0.0	0.0	0.0	0.0	0.0	0.0
Congregational administration	4.0	0.0	0.0	0.0	0.0	0.0	0.0	0.0	0.0	0.0
Clinical training	4.0	0.0	0.0	0.0	0.0	0.0	0.0	0.0	0.0	0.0
World religions	4.0	0.0	0.0	0.0	0.0	0.0	0.0	0.0	0.0	0.0
Christian/religious education	4.0	0.0	0.0	0.0	0.0	0.0	0.0	0.0	0.0	0.0
Church and society	4.0	0.0	0.0	0.0	0.0	0.0	0.0	0.0	0.0	0.0
Missions and evangelism	4.0	0.0	0.0	0.0	0.0	0.0	0.0	0.0	0.0	0.0
Liturgics/worship	4.0	0.0	0.0	0.0	0.0	0.0	0.0	0.0	0.0	0.0
Leadership	4.0	0.0	0.0	0.0	0.0	0.0	0.0	0.0	0.0	0.0

1 - Not important 2 - Neutral 3 - A little important 4 - Somewhat important 5 - Very important

(This page intentionally left blank.)

TABLE 17: Three Most Important Influences on Educational Experience

GRADUATING STUDENTS, BATCH=All, YEAR=2023 - 2024, TERM=All

SCHOOL: University of Dubuque Theological Seminary

By Degree Program										
Influences	MDiv		Prof MA		Acad MA		All Others		Total	
	#	%	#	%	#	%	#	%	#	%
Experiences in ministry	1	33.3	0	0.0	0	0.0	0	0.0	1	33.3
Multiethnic/cultural contacts	0	0.0	0	0.0	0	0.0	0	0.0	0	0.0
Introduction to different perspectives	0	0.0	0	0.0	0	0.0	0	0.0	0	0.0
Spiritual direction/formation or other faith-building events/activities	0	0.0	0	0.0	0	0.0	0	0.0	0	0.0
Programs of social justice or advocacy work	0	0.0	0	0.0	0	0.0	0	0.0	0	0.0
Interactions with students	1	33.3	0	0.0	0	0.0	0	0.0	1	33.3
Chapel/worship	1	33.3	0	0.0	0	0.0	0	0.0	1	33.3
Personal life experiences	0	0.0	0	0.0	0	0.0	0	0.0	0	0.0
Interreligious/ecumenical interaction	0	0.0	0	0.0	0	0.0	0	0.0	0	0.0
Cross-cultural engagement	0	0.0	0	0.0	0	0.0	0	0.0	0	0.0
Community life of school	0	0.0	0	0.0	0	0.0	0	0.0	0	0.0
TOTAL	3	100.0	0	0.0	0	0.0	0	0.0	3	100.0

By Degree Program and Educational Context												
Influences	MDiv				Prof MA				Acad MA			
	Campus / Extension		Online Only		Campus / Extension		Online Only		Campus / Extension		Online Only	
	#	%	#	%	#	%	#	%	#	%	#	%
Experiences in ministry	1	33.3	0	0.0	0	0.0	0	0.0	0	0.0	0	0.0
Multiethnic/cultural contacts	0	0.0	0	0.0	0	0.0	0	0.0	0	0.0	0	0.0
Introduction to different perspectives	0	0.0	0	0.0	0	0.0	0	0.0	0	0.0	0	0.0
Spiritual direction/formation or other faith-building events/activities	0	0.0	0	0.0	0	0.0	0	0.0	0	0.0	0	0.0
Programs of social justice or advocacy work	0	0.0	0	0.0	0	0.0	0	0.0	0	0.0	0	0.0
Interactions with students	1	33.3	0	0.0	0	0.0	0	0.0	0	0.0	0	0.0
Chapel/worship	1	33.3	0	0.0	0	0.0	0	0.0	0	0.0	0	0.0
Personal life experiences	0	0.0	0	0.0	0	0.0	0	0.0	0	0.0	0	0.0
Interreligious/ecumenical interaction	0	0.0	0	0.0	0	0.0	0	0.0	0	0.0	0	0.0
Cross-cultural engagement	0	0.0	0	0.0	0	0.0	0	0.0	0	0.0	0	0.0
Community life of school	0	0.0	0	0.0	0	0.0	0	0.0	0	0.0	0	0.0
TOTAL	3	100.0	0	0.0	0	0.0	0	0.0	0	0.0	0	0.0

By Degree Program and Educational Context								
Influences	All Others				Total			
	Campus / Extension		Online Only		Campus / Extension		Online Only	
	#	%	#	%	#	%	#	%
Experiences in ministry	0	0.0	0	0.0	1	33.3	0	0.0
Multiethnic/cultural contacts	0	0.0	0	0.0	0	0.0	0	0.0
Introduction to different perspectives	0	0.0	0	0.0	0	0.0	0	0.0
Spiritual direction/formation or other faith-building events/activities	0	0.0	0	0.0	0	0.0	0	0.0
Programs of social justice or advocacy work	0	0.0	0	0.0	0	0.0	0	0.0
Interactions with students	0	0.0	0	0.0	1	33.3	0	0.0
Chapel/worship	0	0.0	0	0.0	1	33.3	0	0.0
Personal life experiences	0	0.0	0	0.0	0	0.0	0	0.0
Interreligious/ecumenical interaction	0	0.0	0	0.0	0	0.0	0	0.0
Cross-cultural engagement	0	0.0	0	0.0	0	0.0	0	0.0
Community life of school	0	0.0	0	0.0	0	0.0	0	0.0
TOTAL	0	0.0	0	0.0	3	100.0	0	0.0

(This page intentionally left blank.)

CHART 17: Three Most Important Influences on Educational Experience

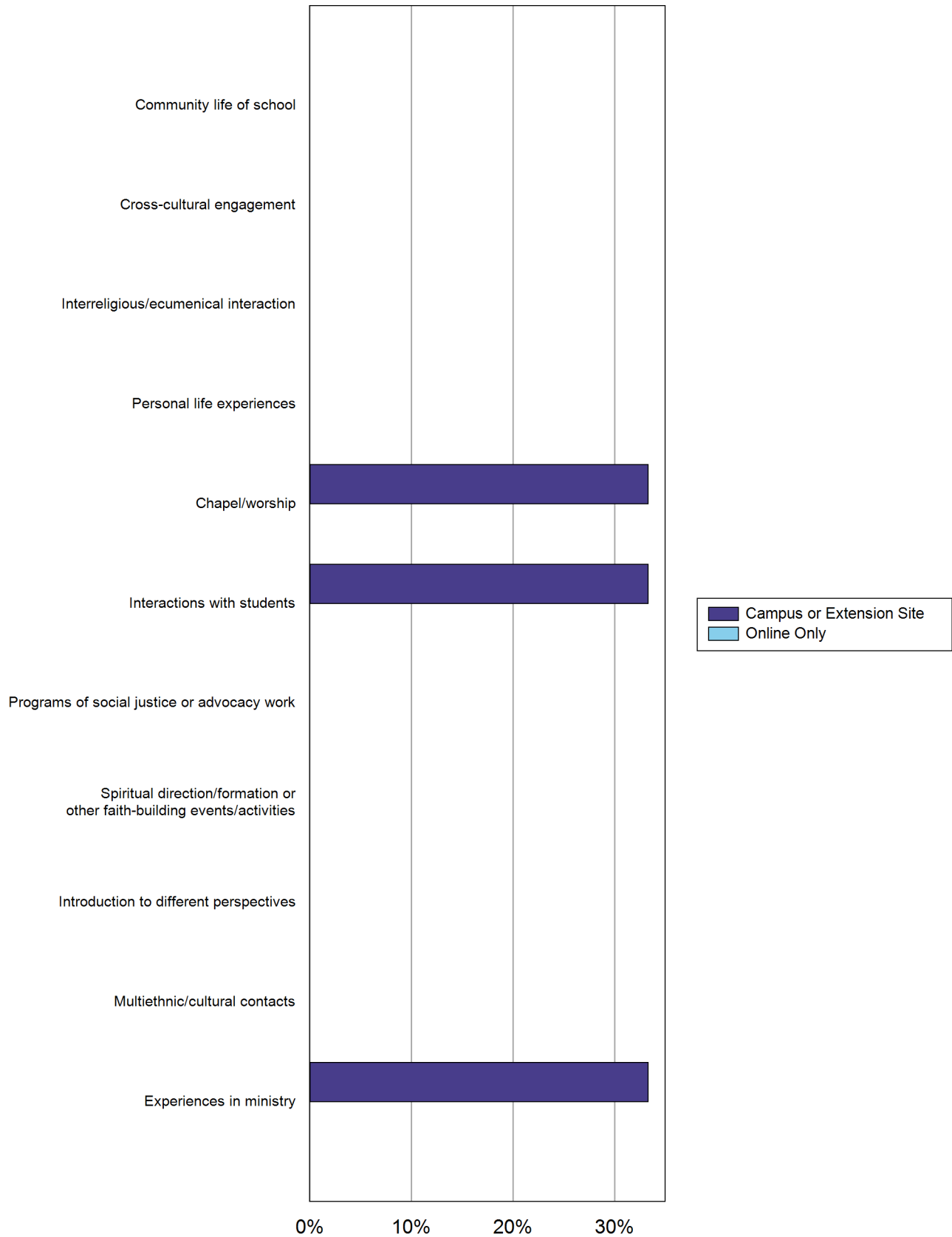


TABLE 18: Importance of Field Education/Internship if Required

GRADUATING STUDENTS, BATCH=All, YEAR=2023 - 2024, TERM=All

SCHOOL: University of Dubuque Theological Seminary

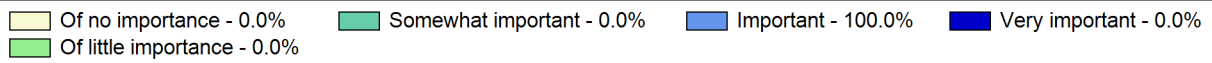
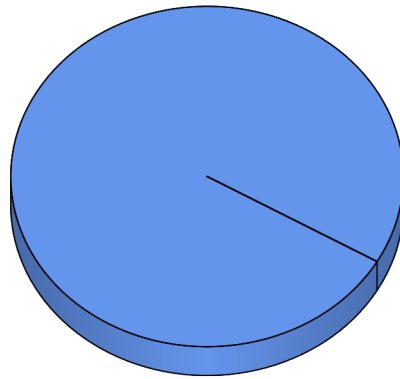
By Degree Program								
Importance	MDiv		Prof MA		All Others		Total	
	#	%	#	%	#	%	#	%
Of no importance	0	0.0	0	0.0	0	0.0	0	0.0
Of little importance	0	0.0	0	0.0	0	0.0	0	0.0
Somewhat important	0	0.0	0	0.0	0	0.0	0	0.0
Important	1	100.0	0	0.0	0	0.0	1	100.0
Very important	0	0.0	0	0.0	0	0.0	0	0.0
TOTAL	1	100.0	0	0.0	0	0.0	1	100.0

By Degree Program and Gender												
Importance	MDiv						Prof MA					
	Male		Female		Other		Male		Female		Other	
	#	%	#	%	#	%	#	%	#	%	#	%
Of no importance	0	0.0	0	0.0	0	0.0	0	0.0	0	0.0	0	0.0
Of little importance	0	0.0	0	0.0	0	0.0	0	0.0	0	0.0	0	0.0
Somewhat important	0	0.0	0	0.0	0	0.0	0	0.0	0	0.0	0	0.0
Important	1	100.0	0	0.0	0	0.0	0	0.0	0	0.0	0	0.0
Very important	0	0.0	0	0.0	0	0.0	0	0.0	0	0.0	0	0.0
TOTAL	1	100.0	0	0.0	0	0.0	0	0.0	0	0.0	0	0.0

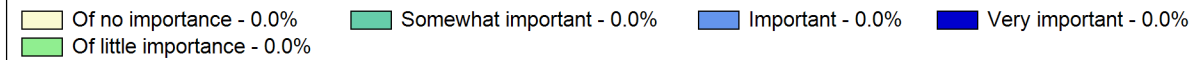
By Degree Program and Gender continued						
Importance	Total					
	Male		Female		Other	
	#	%	#	%	#	%
Of no importance	0	0.0	0	0.0	0	0.0
Of little importance	0	0.0	0	0.0	0	0.0
Somewhat important	0	0.0	0	0.0	0	0.0
Important	1	100.0	0	0.0	0	0.0
Very important	0	0.0	0	0.0	0	0.0
TOTAL	1	100.0	0	0.0	0	0.0

CHART 18: Importance of Field Education/Internship if Required

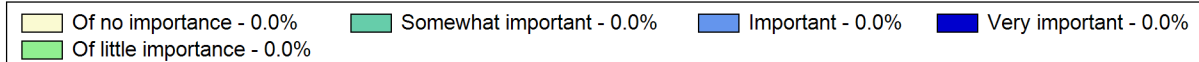
MDiv - Male



MDiv - Female



MDiv - Other



Prof MA - Male

Of no importance - 0.0% Somewhat important - 0.0% Important - 0.0% Very important - 0.0%
Of little importance - 0.0%

Prof MA - Female

Of no importance - 0.0% Somewhat important - 0.0% Important - 0.0% Very important - 0.0%
Of little importance - 0.0%

Prof MA- Other

Of no importance - 0.0% Somewhat important - 0.0% Important - 0.0% Very important - 0.0%
Of little importance - 0.0%

(This page intentionally left blank.)

TABLE 19: Effectiveness of Field Education in Developing Capacities

GRADUATING STUDENTS, BATCH=All, YEAR=2023 - 2024, TERM=All

SCHOOL: University of Dubuque Theological Seminary

By Degree Program										
Effect	MDiv		Prof MA		Acad MA		All Others		Total	
	N = 1		N = 0		N = 0		N = 0		N = 1	
	Avg	S.D.	Avg	S.D.	Avg	S.D.	Avg	S.D.	Avg	S.D.
Greater vocational clarity	4.0	0.0	0.0	0.0	0.0	0.0	0.0	0.0	4.0	0.0
Improved pastoral skills	4.0	0.0	0.0	0.0	0.0	0.0	0.0	0.0	4.0	0.0
Greater interest in future ministry	2.0	0.0	0.0	0.0	0.0	0.0	0.0	0.0	2.0	0.0
More self-confidence	4.0	0.0	0.0	0.0	0.0	0.0	0.0	0.0	4.0	0.0
Greater sense of people's needs	4.0	0.0	0.0	0.0	0.0	0.0	0.0	0.0	4.0	0.0
Better idea of my strengths and weaknesses	4.0	0.0	0.0	0.0	0.0	0.0	0.0	0.0	4.0	0.0
Greater self-understanding	4.0	0.0	0.0	0.0	0.0	0.0	0.0	0.0	4.0	0.0
Improved administrative skills	4.0	0.0	0.0	0.0	0.0	0.0	0.0	0.0	4.0	0.0

1 - Not at all effective 2 - Not very effective 3 - Somewhat effective 4 - Effective 5 - Very effective

By Degree Program and Gender												
Effect	MDiv						Prof MA					
	Male		Female		Other		Male		Female		Other	
	N = 1		N = 0		N = 0		N = 0		N = 0		N = 0	
	Avg	S.D.	Avg	S.D.	Avg	S.D.	Avg	S.D.	Avg	S.D.	Avg	S.D.
Greater vocational clarity	4.0	0.0	0.0	0.0	0.0	0.0	0.0	0.0	0.0	0.0	0.0	0.0
Improved pastoral skills	4.0	0.0	0.0	0.0	0.0	0.0	0.0	0.0	0.0	0.0	0.0	0.0
Greater interest in future ministry	2.0	0.0	0.0	0.0	0.0	0.0	0.0	0.0	0.0	0.0	0.0	0.0
More self-confidence	4.0	0.0	0.0	0.0	0.0	0.0	0.0	0.0	0.0	0.0	0.0	0.0
Greater sense of people's needs	4.0	0.0	0.0	0.0	0.0	0.0	0.0	0.0	0.0	0.0	0.0	0.0
Better idea of my strengths and weaknesses	4.0	0.0	0.0	0.0	0.0	0.0	0.0	0.0	0.0	0.0	0.0	0.0
Greater self-understanding	4.0	0.0	0.0	0.0	0.0	0.0	0.0	0.0	0.0	0.0	0.0	0.0
Improved administrative skills	4.0	0.0	0.0	0.0	0.0	0.0	0.0	0.0	0.0	0.0	0.0	0.0

By Degree Program and Gender												
Effect	Acad MA						All Others					
	Male		Female		Other		Male		Female		Other	
	N = 0		N = 0		N = 0		N = 0		N = 0		N = 0	
	Avg	S.D.	Avg	S.D.	Avg	S.D.	Avg	S.D.	Avg	S.D.	Avg	S.D.
Greater vocational clarity	0.0	0.0	0.0	0.0	0.0	0.0	0.0	0.0	0.0	0.0	0.0	0.0
Improved pastoral skills	0.0	0.0	0.0	0.0	0.0	0.0	0.0	0.0	0.0	0.0	0.0	0.0
Greater interest in future ministry	0.0	0.0	0.0	0.0	0.0	0.0	0.0	0.0	0.0	0.0	0.0	0.0
More self-confidence	0.0	0.0	0.0	0.0	0.0	0.0	0.0	0.0	0.0	0.0	0.0	0.0
Greater sense of people's needs	0.0	0.0	0.0	0.0	0.0	0.0	0.0	0.0	0.0	0.0	0.0	0.0
Better idea of my strengths and weaknesses	0.0	0.0	0.0	0.0	0.0	0.0	0.0	0.0	0.0	0.0	0.0	0.0
Greater self-understanding	0.0	0.0	0.0	0.0	0.0	0.0	0.0	0.0	0.0	0.0	0.0	0.0
Improved administrative skills	0.0	0.0	0.0	0.0	0.0	0.0	0.0	0.0	0.0	0.0	0.0	0.0

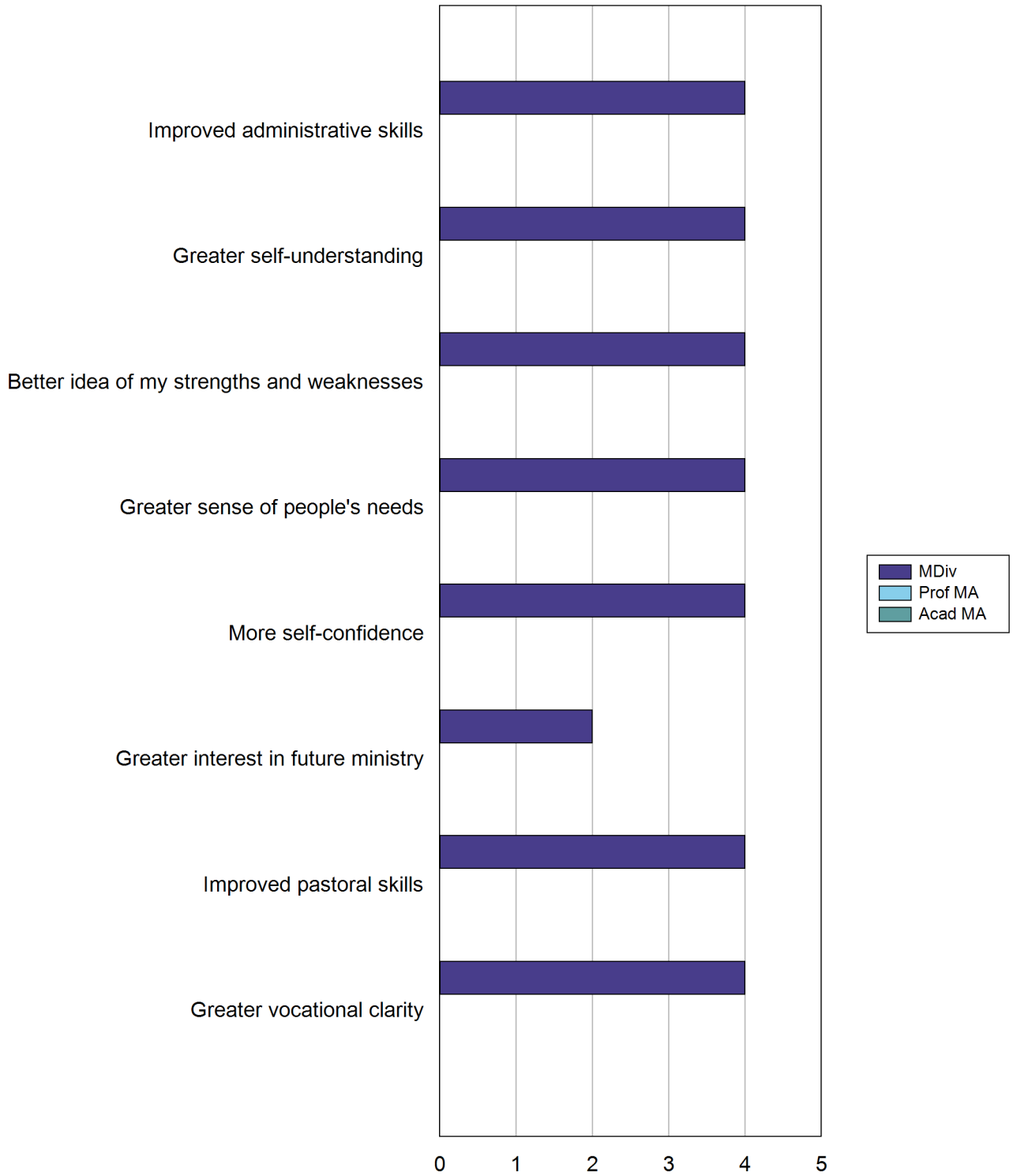
1 - Not at all effective 2 - Not very effective 3 - Somewhat effective 4 - Effective 5 - Very effective

By Degree Program and Gender						
Effect	Total					
	Male		Female		Other	
	N = 1		N = 0		N = 0	
	Avg	S.D.	Avg	S.D.	Avg	S.D.
Greater vocational clarity	4.0	0.0	0.0	0.0	0.0	0.0
Improved pastoral skills	4.0	0.0	0.0	0.0	0.0	0.0
Greater interest in future ministry	2.0	0.0	0.0	0.0	0.0	0.0
More self-confidence	4.0	0.0	0.0	0.0	0.0	0.0
Greater sense of people's needs	4.0	0.0	0.0	0.0	0.0	0.0
Better idea of my strengths and weaknesses	4.0	0.0	0.0	0.0	0.0	0.0
Greater self-understanding	4.0	0.0	0.0	0.0	0.0	0.0
Improved administrative skills	4.0	0.0	0.0	0.0	0.0	0.0

1 - Not at all effective 2 - Not very effective 3 - Somewhat effective 4 - Effective 5 - Very effective

CHART 19: Effectiveness of Field Education in Developing Capacities

By Degree



(1-Not at all effective 2-Not very effective 3-Somewhat effective 4-Effective 5-Very effective)

TABLE 20: Level of Satisfaction with School's Services and Academic Resources

GRADUATING STUDENTS, BATCH=All, YEAR=2023 - 2024, TERM=All

SCHOOL: University of Dubuque Theological Seminary

By Degree Program										
Level of Satisfaction	MDiv		Prof MA		Acad MA		All Others		Total	
	N = 1		N = 0		N = 0		N = 0		N = 1	
	Avg	S.D.	Avg	S.D.	Avg	S.D.	Avg	S.D.	Avg	S.D.
Accessibility of faculty	5.0	0.0	0.0	0.0	0.0	0.0	0.0	0.0	5.0	0.0
Quality of teaching	4.0	0.0	0.0	0.0	0.0	0.0	0.0	0.0	4.0	0.0
Class size	5.0	0.0	0.0	0.0	0.0	0.0	0.0	0.0	5.0	0.0
Ease in scheduling required courses	5.0	0.0	0.0	0.0	0.0	0.0	0.0	0.0	5.0	0.0
School website and internet-based resources	1.0	0.0	0.0	0.0	0.0	0.0	0.0	0.0	1.0	0.0
School's technology (IT) infrastructure	1.0	0.0	0.0	0.0	0.0	0.0	0.0	0.0	1.0	0.0
Access to library collection	4.0	0.0	0.0	0.0	0.0	0.0	0.0	0.0	4.0	0.0
Adequacy of library collection	4.0	0.0	0.0	0.0	0.0	0.0	0.0	0.0	4.0	0.0
Writing and research support	3.0	0.0	0.0	0.0	0.0	0.0	0.0	0.0	3.0	0.0
Accessibility of administrative/staff support	3.0	0.0	0.0	0.0	0.0	0.0	0.0	0.0	3.0	0.0
Academic advising	5.0	0.0	0.0	0.0	0.0	0.0	0.0	0.0	5.0	0.0
Spiritual formation	4.0	0.0	0.0	0.0	0.0	0.0	0.0	0.0	4.0	0.0
Career/vocational counseling	2.0	0.0	0.0	0.0	0.0	0.0	0.0	0.0	2.0	0.0
Pastoral care	1.0	0.0	0.0	0.0	0.0	0.0	0.0	0.0	1.0	0.0
Student debt and/or finance counseling	1.0	0.0	0.0	0.0	0.0	0.0	0.0	0.0	1.0	0.0
Extracurricular/cultural activities	1.0	0.0	0.0	0.0	0.0	0.0	0.0	0.0	1.0	0.0
Health and wellness program	1.0	0.0	0.0	0.0	0.0	0.0	0.0	0.0	1.0	0.0
Food service	1.0	0.0	0.0	0.0	0.0	0.0	0.0	0.0	1.0	0.0
Upkeep of campus	5.0	0.0	0.0	0.0	0.0	0.0	0.0	0.0	5.0	0.0
Campus security	4.0	0.0	0.0	0.0	0.0	0.0	0.0	0.0	4.0	0.0
Mental health resources	1.0	0.0	0.0	0.0	0.0	0.0	0.0	0.0	1.0	0.0

1 - Very dissatisfied 2 - Somewhat dissatisfied 3 - Neutral 4 - Satisfied 5 - Very satisfied

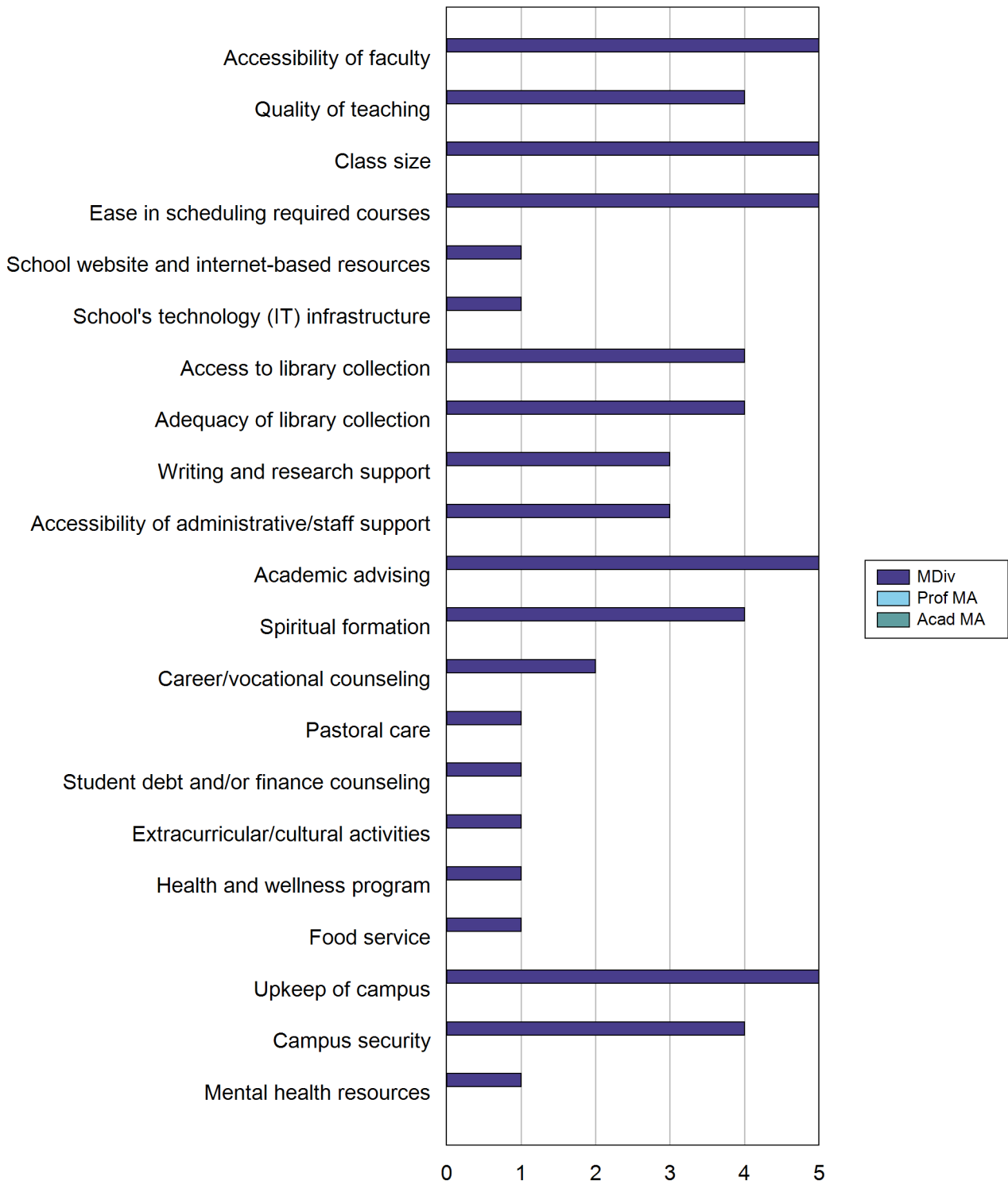
By Full-Time/Part-Time Status				
Level of Satisfaction	Part-time N = 0		Full-time N = 1	
	Avg	S.D.	Avg	S.D.
Accessibility of faculty	0.0	0.0	5.0	0.0
Quality of teaching	0.0	0.0	4.0	0.0
Class size	0.0	0.0	5.0	0.0
Ease in scheduling required courses	0.0	0.0	5.0	0.0
School website and internet-based resources	0.0	0.0	1.0	0.0
School's technology (IT) infrastructure	0.0	0.0	1.0	0.0
Access to library collection	0.0	0.0	4.0	0.0
Adequacy of library collection	0.0	0.0	4.0	0.0
Writing and research support	0.0	0.0	3.0	0.0
Accessibility of administrative/staff support	0.0	0.0	3.0	0.0
Academic advising	0.0	0.0	5.0	0.0
Spiritual formation	0.0	0.0	4.0	0.0
Career/vocational counseling	0.0	0.0	2.0	0.0
Pastoral care	0.0	0.0	1.0	0.0
Student debt and/or finance counseling	0.0	0.0	1.0	0.0
Extracurricular/cultural activities	0.0	0.0	1.0	0.0
Health and wellness program	0.0	0.0	1.0	0.0
Food service	0.0	0.0	1.0	0.0
Upkeep of campus	0.0	0.0	5.0	0.0
Campus security	0.0	0.0	4.0	0.0
Mental health resources	0.0	0.0	1.0	0.0

1 - Very dissatisfied 2 - Somewhat dissatisfied 3 - Neutral 4 - Satisfied 5 - Very satisfied

(This page intentionally left blank.)

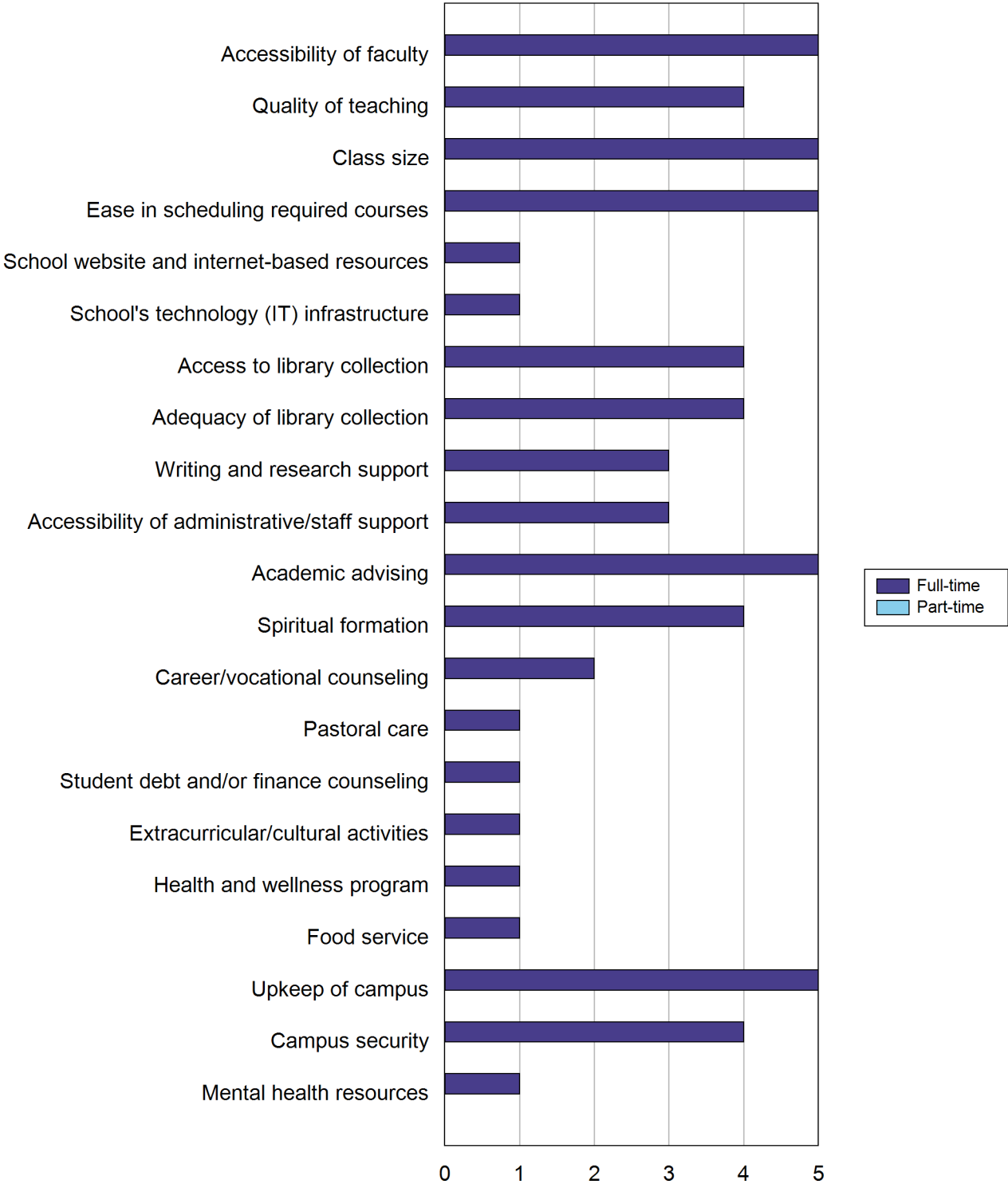
CHART 20: Level of Satisfaction with School's Services and Academic Resources

By Degree



(1-Very dissatisfied 2-Somewhat dissatisfied 3-Neutral 4-Satisfied 5-Very satisfied)

By Full-Time/Part-Time Status



(1-Very dissatisfied 2-Somewhat dissatisfied 3-Neutral 4-Satisfied 5-Very satisfied)

(This page intentionally left blank.)

TABLE 21: Overall Experience during Theological Program

GRADUATING STUDENTS, BATCH=All, YEAR=2023 - 2024, TERM=All

SCHOOL: University of Dubuque Theological Seminary

By Degree Program	MDiv N = 1		Prof MA N = 0		Acad MA N = 0		All Others N = 0		Total N = 1	
	Avg	S.D.	Avg	S.D.	Avg	S.D.	Avg	S.D.	Avg	S.D.
I have been satisfied with my academic experience here.	4.0	0.0	0.0	0.0	0.0	0.0	0.0	0.0	4.0	0.0
Faculty were supportive and understanding.	4.0	0.0	0.0	0.0	0.0	0.0	0.0	0.0	4.0	0.0
I have felt accepted within this school community.	4.0	0.0	0.0	0.0	0.0	0.0	0.0	0.0	4.0	0.0
I have grown spiritually.	4.0	0.0	0.0	0.0	0.0	0.0	0.0	0.0	4.0	0.0
My faith is stronger than when I came.	5.0	0.0	0.0	0.0	0.0	0.0	0.0	0.0	5.0	0.0
My personal faith has been respected.	5.0	0.0	0.0	0.0	0.0	0.0	0.0	0.0	5.0	0.0
Individuals of other faith traditions have been respected.	5.0	0.0	0.0	0.0	0.0	0.0	0.0	0.0	5.0	0.0
I know at least one faculty member well.	5.0	0.0	0.0	0.0	0.0	0.0	0.0	0.0	5.0	0.0
I have been able to integrate the theology and practice of ministry.	5.0	0.0	0.0	0.0	0.0	0.0	0.0	0.0	5.0	0.0
The school community was diverse and inclusive.	2.0	0.0	0.0	0.0	0.0	0.0	0.0	0.0	2.0	0.0
I have come to know students from other racial, ethnic, and cultural groups.	1.0	0.0	0.0	0.0	0.0	0.0	0.0	0.0	1.0	0.0
I have made good friends here.	5.0	0.0	0.0	0.0	0.0	0.0	0.0	0.0	5.0	0.0
This program was a good experience for my spouse/family.	4.0	0.0	0.0	0.0	0.0	0.0	0.0	0.0	4.0	0.0
I have been able to manage financially.	2.0	0.0	0.0	0.0	0.0	0.0	0.0	0.0	2.0	0.0
If I had to do it over, I would still come here.	3.0	0.0	0.0	0.0	0.0	0.0	0.0	0.0	3.0	0.0
I gained greater vocational clarity while in my program.	2.0	0.0	0.0	0.0	0.0	0.0	0.0	0.0	2.0	0.0

1 - Strongly disagree 2 - Disagree 3 - Neutral 4 - Agree 5 - Strongly agree

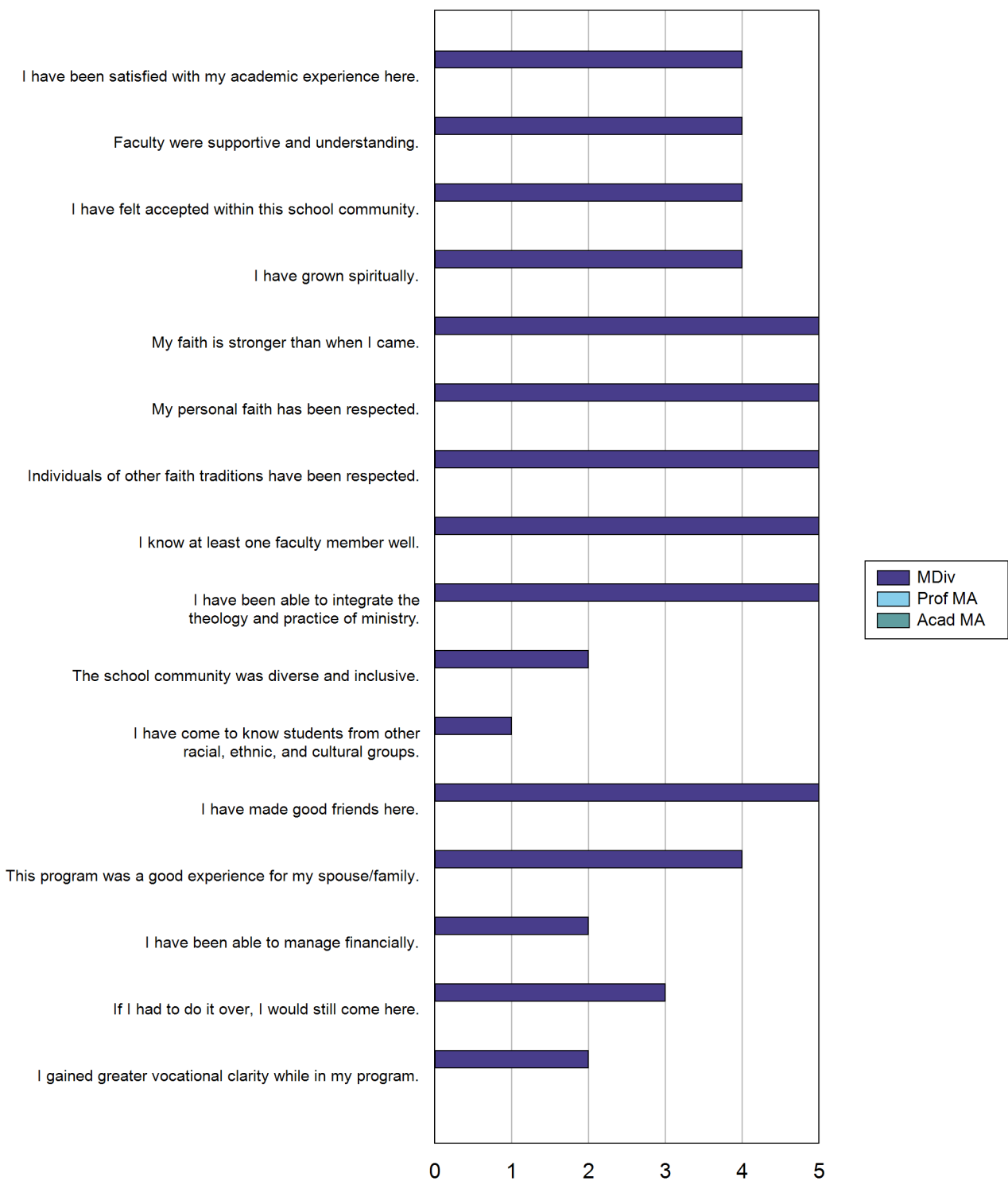
By Educational Context	Campus / Extension		Online Only	
	N = 1		N = 0	
	Avg	S.D.	Avg	S.D.
I have been satisfied with my academic experience here.	4.0	0.0	0.0	0.0
Faculty were supportive and understanding.	4.0	0.0	0.0	0.0
I have felt accepted within this school community.	4.0	0.0	0.0	0.0
I have grown spiritually.	4.0	0.0	0.0	0.0
My faith is stronger than when I came.	5.0	0.0	0.0	0.0
My personal faith has been respected.	5.0	0.0	0.0	0.0
Individuals of other faith traditions have been respected.	5.0	0.0	0.0	0.0
I know at least one faculty member well.	5.0	0.0	0.0	0.0
I have been able to integrate the theology and practice of ministry.	5.0	0.0	0.0	0.0
The school community was diverse and inclusive.	2.0	0.0	0.0	0.0
I have come to know students from other racial, ethnic, and cultural groups.	1.0	0.0	0.0	0.0
I have made good friends here.	5.0	0.0	0.0	0.0
This program was a good experience for my spouse/family.	4.0	0.0	0.0	0.0
I have been able to manage financially.	2.0	0.0	0.0	0.0
If I had to do it over, I would still come here.	3.0	0.0	0.0	0.0
I gained greater vocational clarity while in my program.	2.0	0.0	0.0	0.0

1 - Strongly disagree 2 - Disagree 3 - Neutral 4 - Agree 5 - Strongly agree

(This page intentionally left blank.)

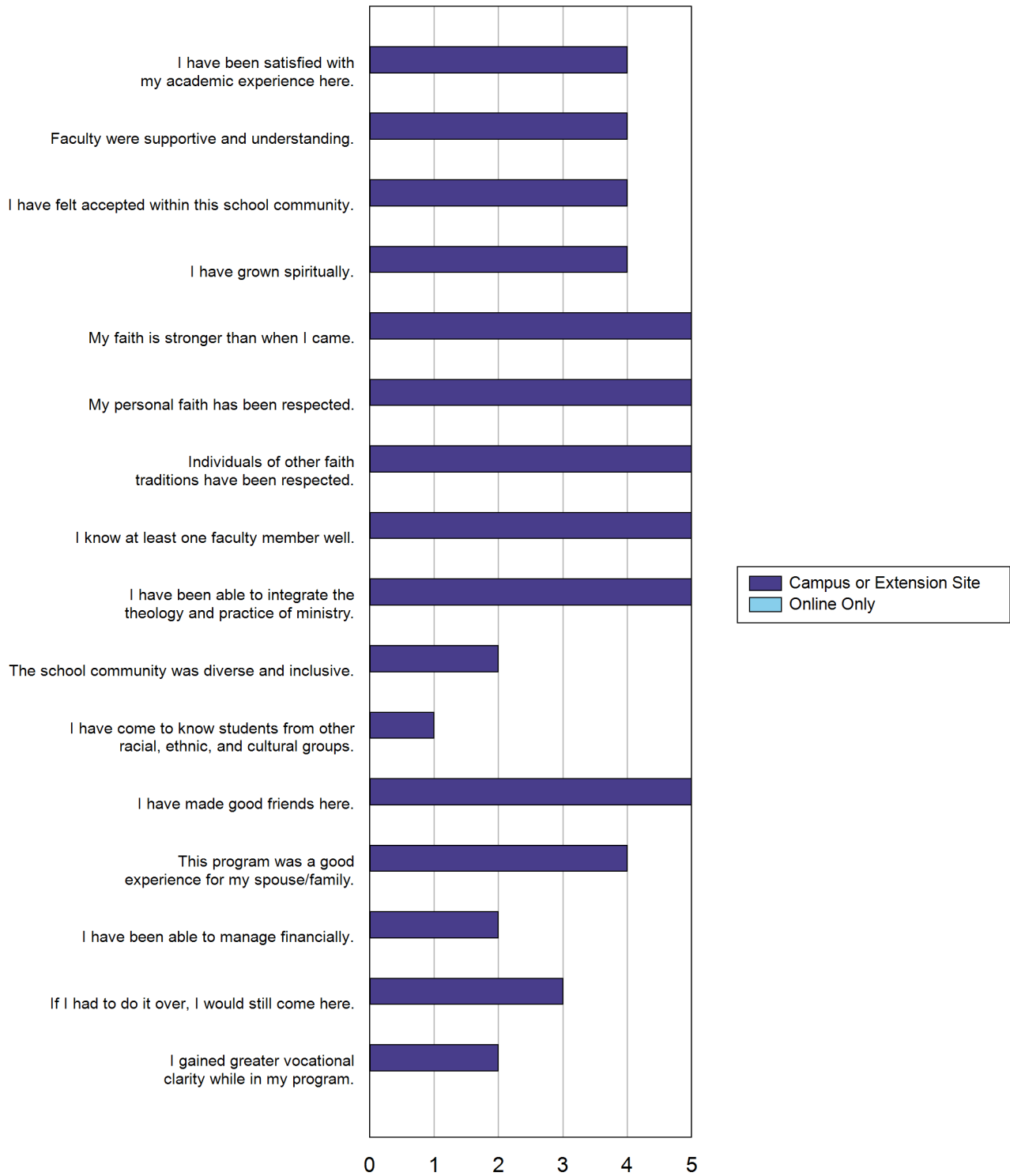
CHART 21: Overall Experience during Theological Program

By Degree Program



(1-Strongly disagree 2-Disagree 3-Neutral 4-Agree 5-Strongly agree)

By Educational Context



(1-Strongly disagree 2-Disagree 3-Neutral 4-Agree 5-Strongly agree)

(This page intentionally left blank.)

TABLE 22: Anticipated Work Context

GRADUATING STUDENTS, BATCH=All, YEAR=2023 - 2024, TERM=All

SCHOOL: University of Dubuque Theological Seminary

Anticipated Bivocational Work																
Multiple Positions	Asian		Black		Hispanic		Nat Am		White		Multi		Other		Undisc	
	#	%	#	%	#	%	#	%	#	%	#	%	#	%	#	%
Yes	0	0.0	0	0.0	0	0.0	0	0.0	0	0.0	0	0.0	0	0.0	0	0.0
Yes - bivocational ministry	0	0.0	0	0.0	0	0.0	0	0.0	0	0.0	0	0.0	0	0.0	0	0.0
Unsure - bivocational ministry	0	0.0	0	0.0	0	0.0	0	0.0	0	0.0	0	0.0	0	0.0	0	0.0
Unsure	0	0.0	0	0.0	0	0.0	0	0.0	0	0.0	0	0.0	0	0.0	0	0.0
No	0	0.0	0	0.0	0	0.0	0	0.0	1	100.0	0	0.0	0	0.0	0	0.0

Anticipated Bivocational Work		
Multiple Positions	Total	
	#	%
Yes	0	0.0
Yes - bivocational ministry	0	0.0
Unsure - bivocational ministry	0	0.0
Unsure	0	0.0
No	1	100.0

Used Institution's Placement Services		
	#	%
Yes	0	0.0
No	0	0.0
Not Offered	0	0.0

Helpfulness of Placement Services		
	#	%
Very Helpful	0	0.0
Somewhat Helpful	0	0.0
Not Very Helpful	0	0.0
Of No Help At All	0	0.0

Reason for Not Using Services		
	#	%
I chose not to use them	0	0.0
I was placed by my denomination	0	0.0
I chose to use other placement networks or services	0	0.0
I did not think they would be helpful	0	0.0
I am not seeking employment related to my program/degree	0	0.0

Work Context After Graduation by Degree Program and Gender																
Work Context	MDiv								Prof MA							
	Male		Female		Other		Total		Male		Female		Other		Total	
	#	%	#	%	#	%	#	%	#	%	#	%	#	%	#	%
Congregational/parish ministry	1	100.0	0	0.0	0	0.0	1	100.0	0	0.0	0	0.0	0	0.0	0	0.0
Teaching or educational setting	0	0.0	0	0.0	0	0.0	0	0.0	0	0.0	0	0.0	0	0.0	0	0.0
Health care chaplain or counselor	0	0.0	0	0.0	0	0.0	0	0.0	0	0.0	0	0.0	0	0.0	0	0.0
Faith-based nonprofit	0	0.0	0	0.0	0	0.0	0	0.0	0	0.0	0	0.0	0	0.0	0	0.0
Other	0	0.0	0	0.0	0	0.0	0	0.0	0	0.0	0	0.0	0	0.0	0	0.0

Work Context After Graduation by Degree Program and Gender																
Work Context	Acad MA								All Others							
	Male		Female		Other		Total		Male		Female		Other		Total	
	#	%	#	%	#	%	#	%	#	%	#	%	#	%	#	%
Congregational/parish ministry	0	0.0	0	0.0	0	0.0	0	0.0	0	0.0	0	0.0	0	0.0	0	0.0
Teaching or educational setting	0	0.0	0	0.0	0	0.0	0	0.0	0	0.0	0	0.0	0	0.0	0	0.0
Health care chaplain or counselor	0	0.0	0	0.0	0	0.0	0	0.0	0	0.0	0	0.0	0	0.0	0	0.0
Faith-based nonprofit	0	0.0	0	0.0	0	0.0	0	0.0	0	0.0	0	0.0	0	0.0	0	0.0
Other	0	0.0	0	0.0	0	0.0	0	0.0	0	0.0	0	0.0	0	0.0	0	0.0

Work Context After Graduation by Degree Program and Gender								
Work Context	Total							
	Male		Female		Other		Total	
	#	%	#	%	#	%	#	%
Congregational/parish ministry	1	100.0	0	0.0	0	0.0	1	100.0
Teaching or educational setting	0	0.0	0	0.0	0	0.0	0	0.0
Health care chaplain or counselor	0	0.0	0	0.0	0	0.0	0	0.0
Faith-based nonprofit	0	0.0	0	0.0	0	0.0	0	0.0
Other	0	0.0	0	0.0	0	0.0	0	0.0

TABLE 23: Position Expected after Graduation for All Students

GRADUATING STUDENTS, BATCH=All, YEAR=2023 - 2024, TERM=All

SCHOOL: University of Dubuque Theological Seminary

Position	MDiv		Prof MA		Acad MA		All Others		TOTAL	
	#	%	#	%	#	%	#	%	#	%
Pastor, priest, minister of a congregation	1	100.0	0	0.0	0	0.0	0	0.0	1	100.0
Associate or assistant pastor, priest, or minister	0	0.0	0	0.0	0	0.0	0	0.0	0	0.0
Minister or director of Christian/religious education	0	0.0	0	0.0	0	0.0	0	0.0	0	0.0
Youth work or ministry	0	0.0	0	0.0	0	0.0	0	0.0	0	0.0
Musician or liturgist	0	0.0	0	0.0	0	0.0	0	0.0	0	0.0
Spiritual director	0	0.0	0	0.0	0	0.0	0	0.0	0	0.0
New church development / church planting / evangelism	0	0.0	0	0.0	0	0.0	0	0.0	0	0.0
Other position within a congregation/parish context	0	0.0	0	0.0	0	0.0	0	0.0	0	0.0
Unsure what position within a congregation / parish context	0	0.0	0	0.0	0	0.0	0	0.0	0	0.0
Retreat or spiritual director (not in a congregation/parish)	0	0.0	0	0.0	0	0.0	0	0.0	0	0.0
Campus ministry or youth worker (not in a congregation/parish)	0	0.0	0	0.0	0	0.0	0	0.0	0	0.0
Hospital/hospice/healthcare chaplaincy	0	0.0	0	0.0	0	0.0	0	0.0	0	0.0
Military chaplaincy	0	0.0	0	0.0	0	0.0	0	0.0	0	0.0
Prison ministry	0	0.0	0	0.0	0	0.0	0	0.0	0	0.0
Other specialized ministry (not in a congregation/parish)	0	0.0	0	0.0	0	0.0	0	0.0	0	0.0
Missionary service (foreign)	0	0.0	0	0.0	0	0.0	0	0.0	0	0.0
Denominational administrator or staff	0	0.0	0	0.0	0	0.0	0	0.0	0	0.0
Teaching in primary or secondary education	0	0.0	0	0.0	0	0.0	0	0.0	0	0.0
Teaching or administration in a theological school	0	0.0	0	0.0	0	0.0	0	0.0	0	0.0
Other teaching or administration in higher education	0	0.0	0	0.0	0	0.0	0	0.0	0	0.0
Other Religious or parachurch agency/organization	0	0.0	0	0.0	0	0.0	0	0.0	0	0.0
Social work/social services	0	0.0	0	0.0	0	0.0	0	0.0	0	0.0
Social justice ministry	0	0.0	0	0.0	0	0.0	0	0.0	0	0.0
Community development or community organizing	0	0.0	0	0.0	0	0.0	0	0.0	0	0.0
Pastoral counselor (not in a congregation/parish)	0	0.0	0	0.0	0	0.0	0	0.0	0	0.0
Licensed counselor or psychologist	0	0.0	0	0.0	0	0.0	0	0.0	0	0.0
Executive/administrator in a nonprofit agency	0	0.0	0	0.0	0	0.0	0	0.0	0	0.0
Executive/administrator in a for-profit business	0	0.0	0	0.0	0	0.0	0	0.0	0	0.0

Position	MDiv		Prof MA		Acad MA		All Others		TOTAL	
	#	%	#	%	#	%	#	%	#	%
Further graduate or professional studies	0	0.0	0	0.0	0	0.0	0	0.0	0	0.0
Full-time homemaking or childcare	0	0.0	0	0.0	0	0.0	0	0.0	0	0.0
Medicine/engineering/law	0	0.0	0	0.0	0	0.0	0	0.0	0	0.0
Other: (Please specify)	0	0.0	0	0.0	0	0.0	0	0.0	0	0.0
Undecided	0	0.0	0	0.0	0	0.0	0	0.0	0	0.0
TOTAL	1	100.0	0	0.0	0	0.0	0	0.0	0	0.0

Offered a Position	Asian		Black		Hispanic		Nat Am		White		Multi		Other	
	#	%	#	%	#	%	#	%	#	%	#	%	#	%
Yes	0	0.0	0	0.0	0	0.0	0	0.0	0	0.0	0	0.0	0	0.0
No	0	0.0	0	0.0	0	0.0	0	0.0	0	0.0	0	0.0	0	0.0
I will continue to work at my current position	0	0.0	0	0.0	0	0.0	0	0.0	1	100.0	0	0.0	0	0.0
I earned the degree for personal enrichment and do not plan to seek employment related to my education	0	0.0	0	0.0	0	0.0	0	0.0	0	0.0	0	0.0	0	0.0
I plan to pursue further study after completing this degree	0	0.0	0	0.0	0	0.0	0	0.0	0	0.0	0	0.0	0	0.0
TOTAL	0	0.0	0	0.0	0	0.0	0	0.0	1	100.0	0	0.0	0	0.0

Offered a Position	Undisc		TOTAL	
	#	%	#	%
Yes	0	0.0	0	0.0
No	0	0.0	0	0.0
I will continue to work at my current position	0	0.0	1	100.0
I earned the degree for personal enrichment and do not plan to seek employment related to my education	0	0.0	0	0.0
I plan to pursue further study after completing this degree	0	0.0	0	0.0
TOTAL	0	0.0	1	100.0

Offered a Position	Male		Female		Other		TOTAL	
	#	%	#	%	#	%	#	%
Yes	0	0.0	0	0.0	0	0.0	0	0.0
No	0	0.0	0	0.0	0	0.0	0	0.0
I will continue to work at my current position	1	100.0	0	0.0	0	0.0	1	100.0
I earned the degree for personal enrichment and do not plan to seek employment related to my education	0	0.0	0	0.0	0	0.0	0	0.0
I plan to pursue further study after completing this degree	0	0.0	0	0.0	0	0.0	0	0.0
TOTAL	1	100.0	0	0.0	0	0.0	1	100.0

(This page intentionally left blank.)

TABLE 24: Position Expected in Five Years by Degree Program

GRADUATING STUDENTS, BATCH=All, YEAR=2023 - 2024, TERM=All

SCHOOL: University of Dubuque Theological Seminary

Position Expected	MDiv		Prof MA		Acad MA		All Others		TOTAL	
	#	%	#	%	#	%	#	%	#	%
Pastor, priest, minister of a congregation	1	100.0	0	0.0	0	0.0	0	0.0	1	100.0
Associate or assistant pastor, priest, or minister	0	0.0	0	0.0	0	0.0	0	0.0	0	0.0
Minister or director of Christian/religious education	0	0.0	0	0.0	0	0.0	0	0.0	0	0.0
Youth work or ministry	0	0.0	0	0.0	0	0.0	0	0.0	0	0.0
Musician or liturgist	0	0.0	0	0.0	0	0.0	0	0.0	0	0.0
Spiritual director	0	0.0	0	0.0	0	0.0	0	0.0	0	0.0
New church development / church planting / evangelism	0	0.0	0	0.0	0	0.0	0	0.0	0	0.0
Other position within a congregation/parish context	0	0.0	0	0.0	0	0.0	0	0.0	0	0.0
Unsure what position within a congregation / parish context	0	0.0	0	0.0	0	0.0	0	0.0	0	0.0
Retreat or spiritual director (not in a congregation/parish)	0	0.0	0	0.0	0	0.0	0	0.0	0	0.0
Campus ministry or youth worker (not in a congregation/parish)	0	0.0	0	0.0	0	0.0	0	0.0	0	0.0
Hospital/hospice/healthcare chaplaincy	0	0.0	0	0.0	0	0.0	0	0.0	0	0.0
Military chaplaincy	0	0.0	0	0.0	0	0.0	0	0.0	0	0.0
Prison ministry	0	0.0	0	0.0	0	0.0	0	0.0	0	0.0
Other specialized ministry (not in a congregation/parish)	0	0.0	0	0.0	0	0.0	0	0.0	0	0.0
Missionary service (foreign)	0	0.0	0	0.0	0	0.0	0	0.0	0	0.0
Denominational administrator or staff	0	0.0	0	0.0	0	0.0	0	0.0	0	0.0
Teaching in primary or secondary education	0	0.0	0	0.0	0	0.0	0	0.0	0	0.0
Teaching or administration in a theological school	0	0.0	0	0.0	0	0.0	0	0.0	0	0.0
Other teaching or administration in higher education	0	0.0	0	0.0	0	0.0	0	0.0	0	0.0
Other Religious or parachurch agency/organization	0	0.0	0	0.0	0	0.0	0	0.0	0	0.0
Social work/social services	0	0.0	0	0.0	0	0.0	0	0.0	0	0.0
Social justice ministry	0	0.0	0	0.0	0	0.0	0	0.0	0	0.0
Community development or community organizing	0	0.0	0	0.0	0	0.0	0	0.0	0	0.0
Pastoral counselor (not in a congregation/parish)	0	0.0	0	0.0	0	0.0	0	0.0	0	0.0
Licensed counselor or psychologist	0	0.0	0	0.0	0	0.0	0	0.0	0	0.0
Executive/administrator in a nonprofit agency	0	0.0	0	0.0	0	0.0	0	0.0	0	0.0
Executive/administrator in a for-profit business	0	0.0	0	0.0	0	0.0	0	0.0	0	0.0
Further graduate or professional studies	0	0.0	0	0.0	0	0.0	0	0.0	0	0.0
Full-time homemaking or childcare	0	0.0	0	0.0	0	0.0	0	0.0	0	0.0
Medicine/engineering/law	0	0.0	0	0.0	0	0.0	0	0.0	0	0.0
Other: (Please specify)	0	0.0	0	0.0	0	0.0	0	0.0	0	0.0
Undecided	0	0.0	0	0.0	0	0.0	0	0.0	0	0.0
TOTAL	1	100.0	0	0.0	0	0.0	0	0.0	1	100.0

Work Context

Context	MDiv		Prof MA		Acad MA		All Others		TOTAL	
	#	%	#	%	#	%	#	%	#	%
Congregational/parish ministry	1	100.0	0	0.0	0	0.0	0	0.0	1	100.0
Teaching or educational setting	0	0.0	0	0.0	0	0.0	0	0.0	0	0.0
Health care chaplain or counselor	0	0.0	0	0.0	0	0.0	0	0.0	0	0.0
Faith-based nonprofit	0	0.0	0	0.0	0	0.0	0	0.0	0	0.0
Other	0	0.0	0	0.0	0	0.0	0	0.0	0	0.0
TOTAL	1	100.0	0	0.0	0	0.0	0	0.0	1	100.0

(This page intentionally left blank.)

CHART 24: Position Expected in Five Years by Degree Program

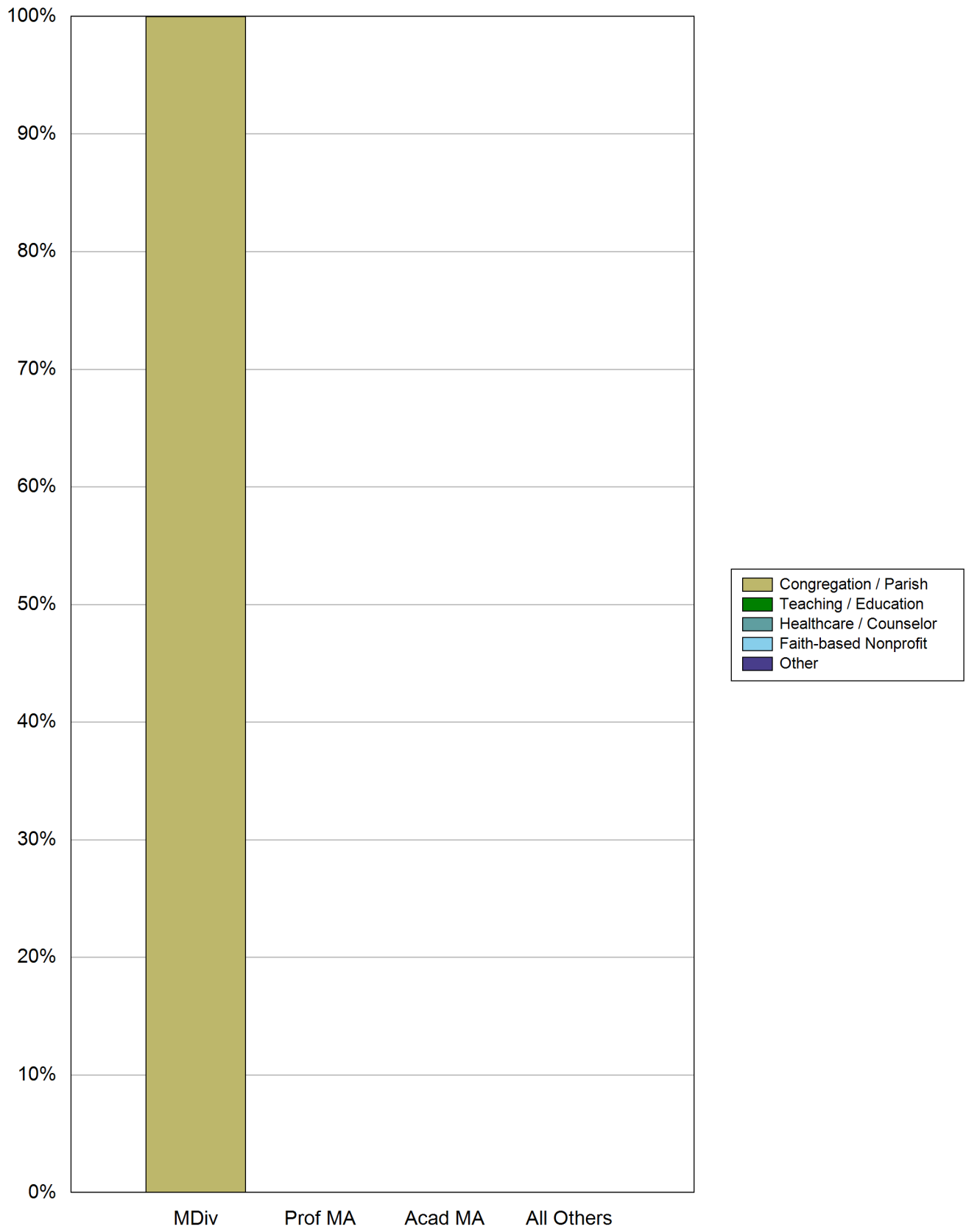


TABLE 25: Ordination and Volunteer Ministry

GRADUATING STUDENTS, BATCH=All, YEAR=2023 - 2024, TERM=All

SCHOOL: University of Dubuque Theological Seminary

Ordination										
Context	MDiv		Prof MA		Acad MA		All Others		TOTAL	
	#	%	#	%	#	%	#	%	#	%
Yes	1	100.0	0	0.0	0	0.0	0	0.0	1	100.0
No	0	0.0	0	0.0	0	0.0	0	0.0	0	0.0
Unsure	0	0.0	0	0.0	0	0.0	0	0.0	0	0.0
Already ordained	0	0.0	0	0.0	0	0.0	0	0.0	0	0.0
TOTAL	1	100.0	0	0.0	0	0.0	0	0.0	1	100.0

Volunteer Ministry										
Volunteer	MDiv		Prof MA		Acad MA		All Others		TOTAL	
	#	%	#	%	#	%	#	%	#	%
Yes	0	0.0	0	0.0	0	0.0	0	0.0	0	0.0
No	1	100.0	0	0.0	0	0.0	0	0.0	1	100.0
Unsure	0	0.0	0	0.0	0	0.0	0	0.0	0	0.0
TOTAL	1	100.0	0	0.0	0	0.0	0	0.0	1	100.0

Volunteer Ministry by Race/Ethnicity																		
Volunteer	Asian		Black		Hispanic		Nat Am		White		Multi		Other		Undisc		TOTAL	
	#	%	#	%	#	%	#	%	#	%	#	%	#	%	#	%	#	%
Yes	0	0.0	0	0.0	0	0.0	0	0.0	0	0.0	0	0.0	0	0.0	0	0.0	0	0.0
No	0	0.0	0	0.0	0	0.0	0	0.0	1	100.0	0	100.0	0	0.0	0	0.0	1	100.0
Unsure	0	0.0	0	0.0	0	0.0	0	0.0	0	0.0	0	0.0	0	0.0	0	0.0	0	0.0
TOTAL	0	0.0	0	0.0	0	0.0	0	0.0	1	100.0	0	0.0	0	0.0	0	0.0	1	100.0

Additional Question #A1

GRADUATING STUDENTS, BATCH=All, YEAR=2023 - 2024, TERM=All

SCHOOL: University of Dubuque Theological Seminary

Term: Full Year, 2023 - 2024

QUESTION: Considering your August Residency experiences, how satisfied were you with the development of community during your time in Dubuque?

Answer Text	#	%
Satisfied	1	100.0
TOTAL	1	100.0

Additional Question #A2

GRADUATING STUDENTS, BATCH=All, YEAR=2023 - 2024, TERM=All

SCHOOL: University of Dubuque Theological Seminary

Term: Full Year, 2023 - 2024

QUESTION: Describe the factors that most helped the development of community during August Residency.

Answer Text	#	%
Please request a raw data export to see the individual open text responses.	0	0.0
TOTAL	0	0.0

Additional Question #A3

GRADUATING STUDENTS, BATCH=All, YEAR=2023 - 2024, TERM=All

SCHOOL: University of Dubuque Theological Seminary

Term: Full Year, 2023 - 2024

QUESTION: Describe the factors that most hindered the development of community during August Residency.

Answer Text	#	%
Please request a raw data export to see the individual open text responses.	0	0.0
TOTAL	0	0.0

Additional Question #A4

GRADUATING STUDENTS, BATCH=All, YEAR=2023 - 2024, TERM=All

SCHOOL: University of Dubuque Theological Seminary

Term: Full Year, 2023 - 2024

QUESTION: Considering your August Residency experiences, how satisfied were you with the quality of learning during your time in Dubuque?

Answer Text	#	%
Satisfied	1	100.0
TOTAL	1	100.0

Additional Question #A5

GRADUATING STUDENTS, BATCH=All, YEAR=2023 - 2024, TERM=All

SCHOOL: University of Dubuque Theological Seminary

Term: Full Year, 2023 - 2024

QUESTION: Describe a learning experience that you had in an August Residency that was beneficial or significant to you.

Answer Text	#	%
Please request a raw data export to see the individual open text responses.	0	0.0
TOTAL	0	0.0

Additional Question #A6

GRADUATING STUDENTS, BATCH=All, YEAR=2023 - 2024, TERM=All

SCHOOL: University of Dubuque Theological Seminary

Term: Full Year, 2023 - 2024

QUESTION: Describe a learning experience you had in an August Residency that was difficult or not useful to you.

Answer Text	#	%
Please request a raw data export to see the individual open text responses.	0	0.0
TOTAL	0	0.0

Additional Question #A7

GRADUATING STUDENTS, BATCH=All, YEAR=2023 - 2024, TERM=All

SCHOOL: University of Dubuque Theological Seminary

Term: Full Year, 2023 - 2024

QUESTION: Considering your UDTS experience as a whole, how satisfied were you with your access to or participation in chapel services, lectures, workshops, or other spiritual enrichment opportunities?

Answer Text	#	%
Very Satisfied	1	100.0
TOTAL	1	100.0

Additional Question #A10

GRADUATING STUDENTS, BATCH=All, YEAR=2023 - 2024, TERM=All

SCHOOL: University of Dubuque Theological Seminary

Term: Full Year, 2023 - 2024

QUESTION: Considering your UDTS experience as a whole, how satisfied were you with the vocational support you received, including ordination support, placement assistance, field education, professional development, personal discernment, etc.

Answer Text	#	%
Satisfied	1	100.0
TOTAL	1	100.0



The Association of Theological Schools
The Commission on Accrediting